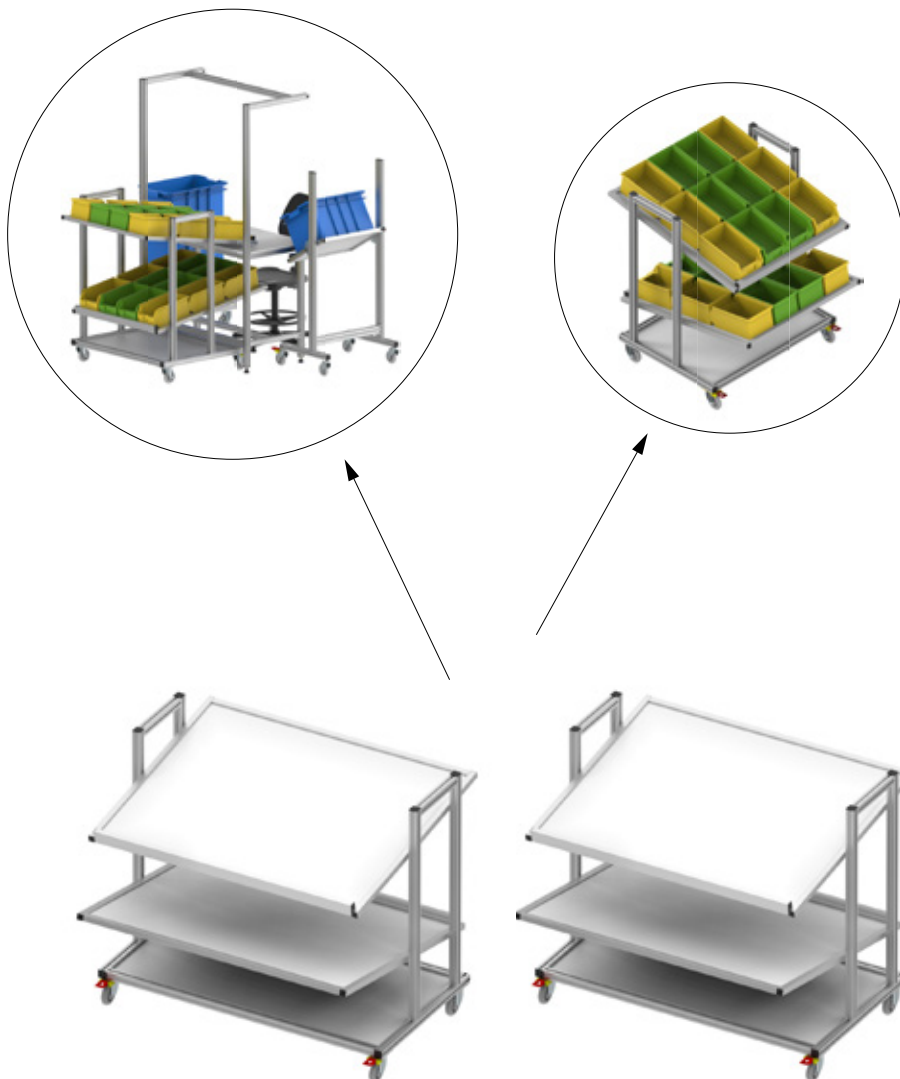




# KANBAN TROLLEYS FOR MODERN MANUFACTURING

Kanban trolleys, are often used in lean manufacturing and inventory management to support the principles of the Kanban system, which focuses on just-in-time (JIT) delivery and reducing waste. These trolleys are designed to hold and transport materials, parts, or products efficiently between workstations or storage areas, helping to streamline workflows in production or warehousing environments.

AME System Kanban trolleys come in two standard sizes, both currently available on the AME System website, ensuring you get the right fit for your operational needs. For those requiring a more tailored solution, all our trolleys are fully customisable in size, configuration, and additional features.

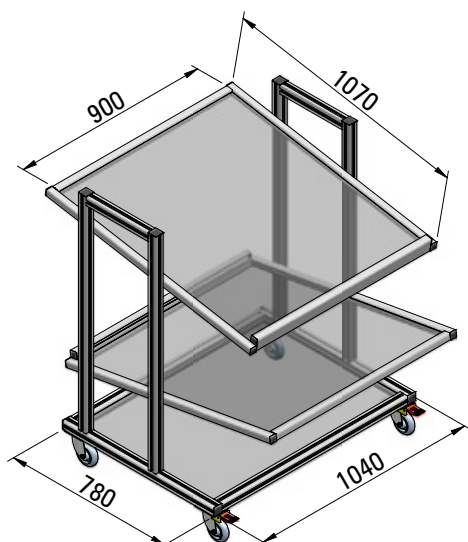




# KANBAN TROLLEYS

**SKU:** TR-K-1040

Shelf size: 900x1010 mm (inside dimensions)



## Kanban Trolley 1040

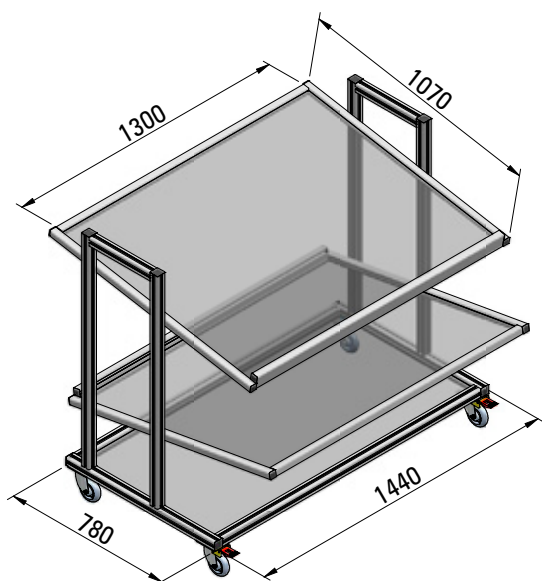
- Aluminum frame
- Four swivel Ø100 castors two with brakes
- Max. Load/ shelf: 40kg
- Two adjustable storage shelves with 8mm melamine panels

### Overall Dimensions:

- L: 1040mm
- D: 1070mm
- H: 1235mm

**SKU:** TR-K-1440

Shelf size: 1300x1010mm (inside dimensions)



## Kanban Trolley 1440

- Aluminum frame
- Four swivel Ø100 castors two with brakes
- Max. load/ shelf: 30kg
- Two adjustable storage shelves with 8mm melamine panels

### Overall Dimensions:

- L: 1440mm
- D: 1070mm
- H: 1235mm