

# PRODUCT RANGE BROCHURE

...



[centurybatteries.com.au](http://centurybatteries.com.au)

**Century**  
Batteries that last and last



# Built for Australia... In Australia



## That's the Century Difference

Since 1928, we've been designing and building our iconic blue and yellow batteries right here in Australia. They are built from the ground up to better suit Australia's extreme climate and harsh conditions. Because we know the road ahead isn't always going to be easy.

Through thick and thin, we've invested heavily in our Australian manufacturing facility to support the local economy and Aussie jobs. Because we believe the best things are made right here.





**Century**  
Batteries that last and last





**BUILT  
FOR  
AUSTRALIA  
IN  
AUSTRALIA**





# Roadmap

...

02	Built for Australia... In Australia	26	Truck, Bus & Heavy Equipment
06	Australia's oldest & most recognised battery manufacturer	30	Deep Cycle
07	The Century Batteries Difference	34	Dual Force+
08	Why you can rely on Century Batteries	36	Marine Pro
10	Battery Ratings	38	Lawn & Garden
11	How important is CCA?	40	Charging, Testing & Diagnostic Equipment
12	Cell Assembly Layout	44	Battery Care & Maintenance
14	<b>ISS Active</b>	46	Century Batteries Nationwide Warranty
18	<b>Car &amp; Passenger Vehicle</b>	47	Battery Health & Safety
22	<b>4x4 &amp; SUV</b>		



# Australia's oldest and most recognised battery manufacturer

...

Since 1928, Century Batteries has been designing and manufacturing our iconic blue and yellow batteries right here in Australia. Over the years, we have developed the manufacturing expertise and technical know-how to develop a range of batteries perfectly suited to our unique country.

We build them from the ground up to be better suited to Australia's extreme climate and harsh conditions. Because we know the road ahead isn't always going to be easy.



## A True Global Leader

Since its foundation in 1895, GS Yuasa has continually worked to create advanced stored energy solutions under the corporate vision of "innovation and growth". It is this philosophy that has seen GS Yuasa establish itself as the world's leading manufacturer of automotive and motorcycle batteries.

Our parent company GS Yuasa is one of the world's largest battery manufacturers and a global leader in quality and innovation.



### Proven Performance

GS Yuasa are original equipment (OE) suppliers to the world's leading vehicle manufacturers.

As an affiliate of the GS Yuasa Corporation, Century has access to some of the most advanced technical and R&D resources available in the battery industry. This gives you the assurance that every battery in the Century range has been developed using state-of-the-art manufacturing processes and technical expertise.



# The Century Batteries Difference

...

Our range of sealed maintenance free batteries are the result of over 90 years of Australian innovation and refinement. We're rather proud of them, because they're the best batteries we've ever built.



## 1 ROTARY PLATES

- Specialist advanced plate design provides longer service life and resistance to corrosion and material shedding.
- Lower internal resistance promoting higher CCA and improved vibration resistance.

## 2 ENHANCED PLATE PASTE

- Reduces water loss and improves charge acceptance for superior performance and cycle life.

## 3 SEPARATORS

- High Porosity Polyethylene Envelope (PE) separator improves puncture resistance and durability.
- Improves electrolyte dispersion for enhanced performance and power.

## 4 FLAME ARRESTOR

- The integrated flame arrestor in the central venting system protects the battery from explosion due to external ignition sources.

## 5 MUD RACK

- Improves plate support, vibration resistance and isolates paste deposits to prevent short circuits.

## 6 POLYPROPYLENE CASE

- Reinforced design provides durability to withstand shock and vibration.

## 7 CARRY HANDLE

- Ergonomic design provides a thicker grooved carry handle to improve comfort.

- Utilises fully constrained safety design with pivot pin moulded directly into the case.

## 8 STATE OF CHARGE INDICATOR

- For on the spot diagnosis of battery condition.

## 9 CAST ON STRAP

- Thicker cast on strap ensures durability and lower electrical resistance to promote longer life.

## 10 LABYRINTH LID TECHNOLOGY

- Provides spill proof protection up to 90°.
- Reduced water loss.



# Why you can rely on Century Batteries as your complete power solutions provider.

...



## Australian Made since 1928

Century Batteries is Australia's oldest and most recognised battery manufacturer. Each battery has been especially designed to satisfy the extreme demands of Australia's harsh climate and operating conditions.



## Innovation and Technology

We invest significantly in research, development and our manufacturing facility to ensure we continue to meet the needs of the market place and the next generation of vehicles.



## Extensive Product Range

The Century product range includes a comprehensive selection of technologically advanced products including starting, deep cycle, dual purpose and heavy duty batteries for use in a diverse range of applications.



## Nationwide Warranty

Each Century battery is backed by a fully comprehensive warranty. This provides peace of mind that your battery is covered against faulty materials or workmanship.



## Largest Battery Distribution Network

Our network of regional agents, metro distribution centres and state offices are strategically located across Australia ensuring access to locally held products and battery experts.



## Nationwide Recycling Program

Century Batteries is proud to be part of the Century Yuasa Battery Recycling Program which boasts over 1100 registered Battery Recycling Centres around Australia.



## Key Partnerships

A majority of leading Original Equipment Manufacturers (OEM) and Australia's biggest retail brands trust Century Batteries for their energy solutions. We continually work with our partners to deliver design, technology and quality in manufacturing.





# Our Network

Our network of regional agents, metro distribution centres and state offices are strategically located across Australia ensuring access to locally held products and battery experts.





# Battery Ratings

...

Batteries are rated according to a range of specifications and standards. Understanding these ratings and their relevance to the battery's application and operating conditions is key to selecting the right battery.



## CCA

*(Cold Cranking Amperes)*

This is a measurement of the current a fully charged battery can deliver for 30 seconds, whilst also maintaining a voltage of 7.2volts. This test is performed at a temperature of -18°C, and is used to determine a battery's ability to start the engine and maintain sufficient voltage to power the ignition requirements under severe cold starting conditions.

## MCA

*Marine Cranking Amperes*

Similar to CCA, MCA is used to measure the current a marine battery can deliver for 30 seconds at a specific temperature.

MCA tests are conducted at 0°C (instead of -18°C) and the results are often 20 – 25% higher than the equivalent CCA rating. Because of this, it is important to always compare like for like, and never compare CCA to MCA, or vice-versa.

## AH

*Ampere-Hour @ 20hr*

Ah refers to the battery's storage capacity, and is the current a fully charged battery will deliver over a 20 hour period - before the voltage falls to 10.50 volts. An Ah test is always performed at 25°C.



Ignition, Lights,  
Radio Air,  
Conditioning,  
Electric Windows

## RC

*Reserve Capacity*

An RC rating refers to the length of time (in minutes) that a battery can deliver a current of 25 amps until the voltage drops below 10.50 volts. This test is performed at 25°C, and represents a typical electrical load on a car under normal running conditions. Therefore, an RC rating is a good indication of how many minutes a vehicle will run for in the event of a charging system or alternator failure.



# How Important Is CCA?

...

For many years, CCA (or Cold Cranking Amperes) has been widely used as a benchmark to measure and compare lead-acid batteries – with the assumption being the higher the CCA, the better the battery. As a result, some manufacturers produce batteries with excessively high CCA ratings to take advantage of this misconception. But there's no such thing as a free lunch, and it's the same story with batteries.

Lead acid batteries contain lead plates, wrapped in separators to insulate and prevent them from touching each other directly and creating a short circuit. A battery can be made to achieve a higher CCA rating by simply adding more of these plates to the battery internals. But in order to achieve this, both the lead plates and the separator material needs to be thinner – and this can have an impact on the strength and durability of these components.

In colder climates, adding more plates and increasing the battery's CCA rating may be desirable. However, in hotter climates like what we experience here

in Australia, having thicker lead plates to combat corrosion and more robust separators are equally important as cranking capacity.

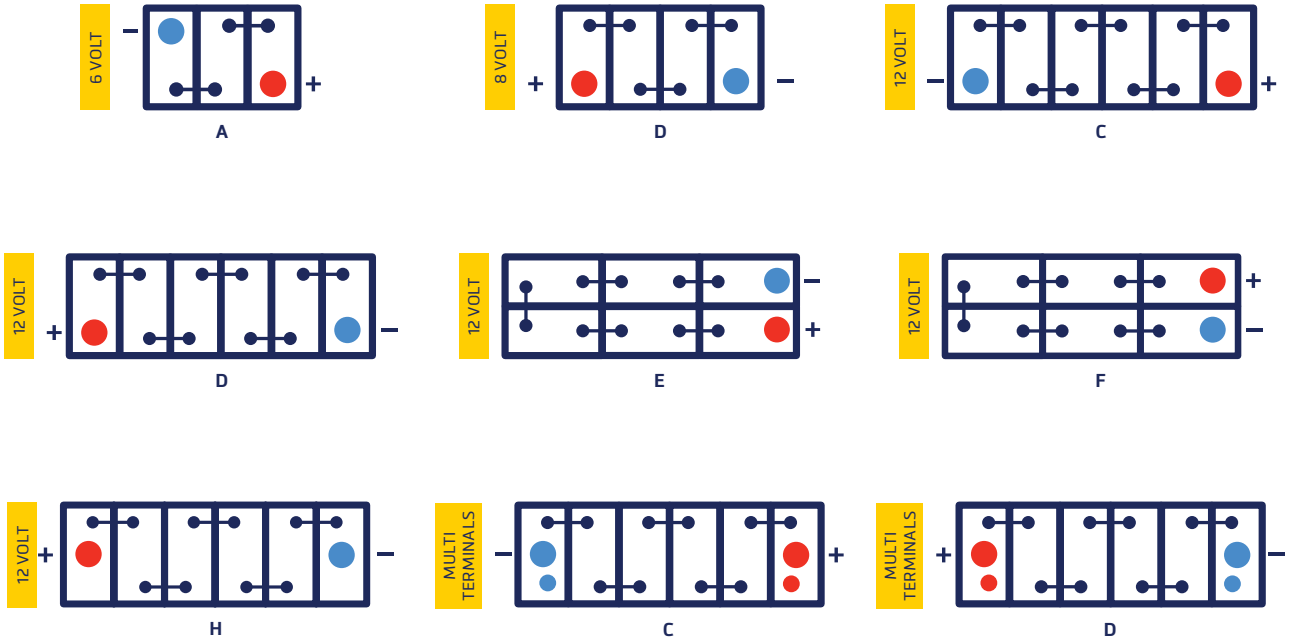
At Century, we believe that it is far more important to strike a balance between CCA and providing a long service life. Our batteries feature expertly designed internal components and an extremely durable construction to combat the causes of battery failure and deliver what Australian motorists really want – longer life and superior performance.

So don't be misled by high CCA ratings – they aren't always better.

# Cell Assembly Layout



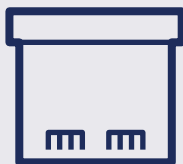
...




# Battery Hold-Down



SIDE HOLD-DOWN



END HOLD-DOWN



DIN STYLE SIDE HOLD-DOWN



DIN STYLE END HOLD-DOWN



# Terminal Types

...



**STANDARD TERMINAL POST (STD)**



**SMALL TERMINAL POST (SP)**



**LUG TERMINAL (LUG)**



**STANDARD / WING NUT TERMINAL (STD/WN)**



**W/NUT**



**THREADED TERMINAL**



**M6 INSERT**



**M8 INSERT**

# Special Features Glossary

<b>AGM</b>	Absorbed Glass Mat	<b>GEL</b>	Gel Electrolyte Technology	<b>MR</b>	Mud Rack
<b>CH</b>	Carry Handles	<b>GM</b>	Glass Mat Separator	<b>OE</b>	Original Equipment Quality
<b>CI</b>	State of Charge Indicator	<b>LI</b>	Lithium Carbon	<b>PL</b>	Platelock™ Technology
<b>CV</b>	Central Venting	<b>LM</b>	Low Maintenance	<b>PV</b>	Pressure Valve
<b>EFB</b>	Enhanced Flooded Battery	<b>MIA</b>	Made in Australia	<b>RP</b>	Recessed Post
<b>FA</b>	Flame Arrestor	<b>MF</b>	Maintenance Free	<b>VR</b>	Vibration Resistant

Australian Standard Specifications as per AS 2149.

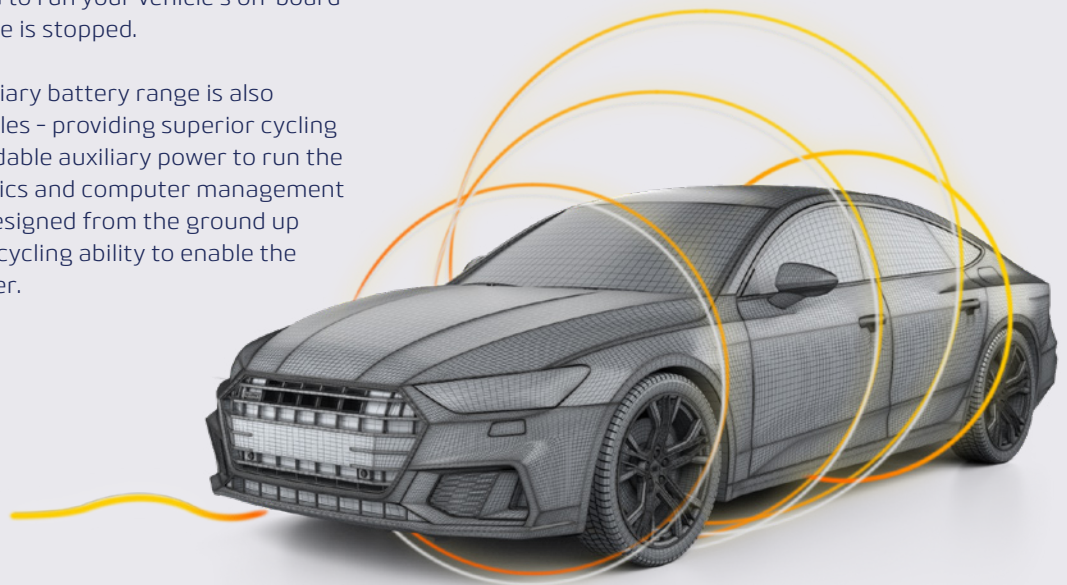


# ADVANCED TECHNOLOGY FOR IDLE STOP START & HYBRID VEHICLES

Century ISS Active & Hybrid batteries represent the latest in performance for vehicles with Stop Start or Micro Hybrid technology. They are specially designed to meet or exceed the requirements of vehicles fitted with Idle Stop Start systems, providing fuel saving and reduced emissions benefits.

Century ISS Active AGM and EFB batteries incorporate innovative design features and are built from the finest raw materials to deliver superior cycling performance, rapid recharging between repeated engine starts, and the extra power required to run your vehicle's on-board electrics whilst the engine is stopped.

The Century Hybrid Auxiliary battery range is also available for hybrid vehicles - providing superior cycling performance and dependable auxiliary power to run the vehicle's on-board electrics and computer management systems. They've been designed from the ground up with an improved micro-cycling ability to enable the battery to recharge faster.







# ISS Active

## ISS Active AGM

A range of premium batteries incorporating Absorbed Glass Mat (AGM) technology to deliver exceptional starting power, extreme cycle life and superior micro-cycling capabilities. ISS Active AGM batteries are designed and engineered specifically for vehicles fitted with advanced Stop Start engine management, regenerative braking and energy recovery systems.



- ✓ Perfect for replacing original equipment (OE) batteries
- ✓ Superior charge acceptance for faster recharge between repeated engine starts
- ✓ 3 x higher cycling endurance
- ✓ Low self-discharge rate for longer shelf life



**EXCEPTIONAL STARTING POWER**



**MAXIMUM SERVICE LIFE**



**SUPERIOR STOP START CYCLING PERFORMANCE**



**SUPERIOR RECHARGE EFFICIENCY**

ITEM ID	BATTERY TYPE	WARRANTY†	VOLTS	CCA -18°C	RC @ 25°C	AH @ 20HR	 (ALL MEASUREMENTS IN MM)				POLARITY	 WEIGHT	 TERM. TYPE	 HOLD DOWN	 SPECIAL FEATURES
							L	W	H	TH					
<b>ISS ACTIVE AGM*</b>															
118113	DIN44LH AGM	36	12	520	80	50	206	175	190	190	C	15.00	STD	SIDE/ END	AGM, FA, MF, RP
106122	DIN53LH AGM	36	12	640	100	60	242	175	190	190	C	17.30	STD	SIDE/ END	AGM, CH, FA, MF, RP
106123	DIN65LH AGM	36	12	720	120	70	276	175	190	190	C	20.05	STD	SIDE/ END	AGM, CH, FA, MF, RP
106124	DIN75LH AGM	36	12	800	155	80	316	175	190	190	C	22.80	STD	SIDE/ END	AGM, CH, FA, MF, RP
106125	DIN85LH AGM	36	12	850	160	92	353	175	190	190	C	26.30	STD	SIDE/ END	AGM, CH, FA, MF, RP
106128	DIN110LHAGM	36	12	950	190	105	393	175	190	190	C	30.50	STD	SIDE/ END	AGM, CH, FA, MF, RP

\*NOTE - ISS AGM Battery is suitable for under bonnet fitment only when OE battery is an AGM battery.



† Conditions apply. Refer to individual warranty statements attached to each battery.

# ISS Active



## ISS Active EFB

A range of original equipment (OE) grade Enhanced Flooded Batteries (EFB) which are used and endorsed by some of the world's leading car brands. The ISS Active EFB range is designed to help reduce fuel consumption and CO<sub>2</sub> emissions in vehicles fitted with standard Idle Stop Start systems.

- ✓ Direct OE replacement - perfect for replacing your vehicle's original equipment battery\*
- ✓ Lithium carbon additive for up to 50% faster recharging and 2x higher cycling performance
- ✓ Thicker and stronger internal components for increased shock and vibration resistance
- ✓ Recommended upgrade for standard vehicles subjected to repeated short journeys



## ISS Active EFB Maintenance Free

A range of Enhanced Flooded Batteries (EFB) designed to aid the reduction of CO<sub>2</sub> emissions and fuel consumption in vehicles fitted with standard Idle Stop Start systems. It is also the suitable upgrade for standard vehicles that make regular short journeys because of its superior recharge efficiency and micro cycling capability.

- ✓ Superior starting power to handle repeated engine restarts
- ✓ Improved recharge efficiency and reliable cycling performance
- ✓ Sealed maintenance free design
- ✓ Suitable upgrade for standard vehicles subjected to repeated short journeys



## Hybrid Auxiliary

A range of original equipment (OE) Hybrid Auxiliary batteries endorsed by some of the world's leading car brands. Century Hybrid Auxiliary batteries provide superior cycling performance and dependable auxiliary power for hybrid vehicles. They're designed to meet and exceed the unique requirements of vehicles with auxiliary battery systems.

- ✓ Direct OE replacement - perfect for replacing your vehicle's original equipment battery\*
- ✓ Optimum charge acceptance for fast recharging between repeated engine starts
- ✓ AGM technology for superior cycling endurance and longer service life
- ✓ Sealed maintenance free design for maximum safety

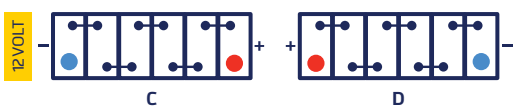
\*Selected vehicles only.





ITEM ID	BATTERY TYPE	WARRANTY†	VOLTS	CCA -18°C	RC @ 25°C	AH @ 20HR	 (ALL MEASUREMENTS IN MM)				POLARITY	WEIGHT	TERM. TYPE	HOLD DOWN	SPECIAL FEATURES
							L	W	H	TH					
<b>ISS ACTIVE EFB</b>															
106100	Q85	36	12	650	112	67	230	171	202	225	C	18.20	STD	-	EFB, LI, LM
106110	Q85R	36	12	650	113	67	232	173	202	225	D	18.30	STD	-	CH, CI, EFB, LI, LM
106111	S95	36	12	760	127	68	260	173	200	225	C	19.40	STD	-	EFB, LI, LM
106101	T110	36	12	810	155	80	305	173	202	225	C	23.30	STD	-	EFB, LI, LM
<b>ISS ACTIVE EFB MF</b>															
116100	Q85 MF	24	12	550	110	65	230	171	202	222	C	17.00	STD	-	CH, CI, EFB, MF
116110	Q85R MF	24	12	550	110	65	230	171	202	222	D	17.00	STD	-	CH, CI, EFB, MF
116111	S95 MF	24	12	680	130	70	258	172	199	220	C	19.90	STD	-	CH, CI, EFB, MF
116101	T110 MF	24	12	760	150	95	302	170	200	222	C	22.50	STD	-	CH, CI, EFB, MF
116112^	DIN53LH EFB	24	12	560	100	60	242	175	190	190	C	16.50	STD	SIDE/ END	CH, EFB, FA, MF, RP
106116	DIN65L EFB	24	12	650	110	65	275	175	175	175	C	17.00	STD	SIDE/ END	CH, EFB, FA, MF, RP
116113^	DIN65LH EFB	24	12	650	120	70	275	175	190	190	C	19.10	STD	SIDE/ END	CH, EFB, FA, MF, RP
106117	DIN75L EFB	24	12	730	135	75	313	175	175	175	C	19.10	STD	SIDE/ END	CH, EFB, FA, MF, RP
116114^	DIN75LH EFB	24	12	730	145	80	313	175	190	190	C	21.20	STD	SIDE/ END	CH, EFB, FA, MF, RP

ITEM ID	BATTERY TYPE	WARRANTY†	VOLTS	CCA -18°C	RC @ 25°C	AH @ 20HR	 (ALL MEASUREMENTS IN MM)				POLARITY	WEIGHT	TERM. TYPE	HOLD DOWN	SPECIAL FEATURES
							L	W	H	TH					
<b>HYBRID VEHICLE (AUXILIARY BATTERY)</b>															
118111	S34B20R	24	12	272	47	27	197	128	202	227	D	12.50	SP	-	AGM, CH, CV, FA, MF, PV
118110	S46B24R	24	12	325	68	45	238	128	202	227	D	13.50	SP	-	AGM, CH, CV, FA, MF, PV
118112	S55D23R	24	12	550	85	50	220	170	221	221	D	15.10	SP	-	AGM, CH, CV, FA, MF, PV




† Conditions apply. Refer to individual warranty statements attached to each battery.  
^Available November 2020



# CAR & PASSENGER VEHICLE

Century Car & Passenger vehicle batteries are built tough to provide the ultimate in battery performance and reliability. Featuring internal components which are designed from the ground up to suit Australian conditions, unique design features and industry leading technologies to combat the causes of battery failure, Century Ultra Hi Performance and Hi Performance batteries deliver reliability, longer life and superior performance.

Manufactured with Calcium battery plates, advanced grid designs, optimised paste formulation and our own revolutionary maintenance free lid technology, Century Car & Passenger vehicle batteries deliver superior starting power, exceptional corrosion resistance, longer life and the performance to handle the demands of today's modern vehicles.







# Car & Passenger Vehicle

## Ultra Hi Performance

Century Ultra Hi Performance batteries are designed and built in Australia<sup>^</sup> to suit our local conditions, providing the ultimate in battery performance which Australians have relied on for generations. Suitable for both old and new vehicles with higher power demands, Century Ultra Hi Performance batteries are engineered to exceed leading vehicle manufacturer's standards for quality and performance, delivering exceptional starting power, maximum service life and extra power for vehicle electrics.



- ✓ Suitable for both old and new vehicles with high power demands
- ✓ Over 20% extra starting power and 30% longer life\*
- ✓ Designed and built tough in Australia<sup>^</sup> to suit our local conditions
- ✓ Maximum service life with a sealed maintenance free design for reduced water loss



**EXCEPTIONAL STARTING POWER**



**MAXIMUM SERVICE LIFE**

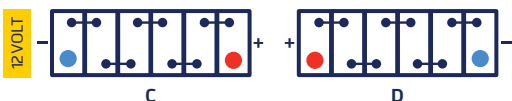


**EXTRA POWER FOR VEHICLE ELECTRICS**



**AUSTRALIAN MADE & DESIGNED**

ITEM ID	BATTERY TYPE	WARRANTY†	VOLTS	CCA -18°C	RC @ 25°C	AH @ 20HR	 (ALL MEASUREMENTS IN MM)				POLARITY	 WEIGHT	 TERM. TYPE	 HOLD DOWN	 SPECIAL FEATURES
							L	W	H	TH					
<b>ULTRA HI PERFORMANCE</b>															
107120	67 MF	40	12	640	115	64	231	171	184	205	D	15.60	STD	SIDE/ END	CH, CI, CV, FA, MF, MIA, MR
107121	67EF MF	40	12	640	115	64	231	171	184	208	D	15.60	STD	-	CH, CI, CV, FA, MF, MIA, MR
107122	68 MF	40	12	640	115	64	231	171	184	205	C	15.60	STD	SIDE/ END	CH, CI, CV, FA, MF, MIA, MR
107124	75D23L MF	40	12	620	120	70	231	171	202	225	C	16.80	STD	SIDE	CH, CI, CV, FA, MF, MIA, MR
107123	75D23R MF	40	12	620	120	70	231	171	202	225	D	16.80	STD	SIDE	CH, CI, CV, FA, MF, MIA, MR
107130	NS40ZLX MF	40	12	410	65	42	196	128	201	220	C	10.90	SP	-	CH, CI, CV, FA, MF, MIA, MR
107132	NS40ZLSX MF	40	12	410	65	42	196	128	201	220	C	10.90	STD	-	CH, CI, CV, FA, MF, MIA, MR
107128	NS60LSX MF	40	12	480	80	50	235	128	201	220	C	12.70	STD	-	CH, CI, CV, FA, MF, MIA, MR
107127	NS60SX MF	40	12	480	80	50	235	128	201	220	D	12.70	STD	-	CH, CI, CV, FA, MF, MIA, MR
<b>ULTRA HI PERFORMANCE DIN</b>															
109112	DIN53LX MF	40	12	600	105	60	242	175	175	175	C	14.40	STD	SIDE/ END	CH, CI, CV, FA, MF, RP, VR
113112	DIN65LHX MF	40	12	760	145	77	277	175	190	190	C	19.50	STD	SIDE/ END	CH, CI, CV, FA, MF, MIA, MR, RP
113113	DIN65RHX MF	40	12	760	145	77	277	175	190	190	D	19.50	STD	SIDE/ END	CH, CI, CV, FA, MF, MIA, MR, RP
109110	DIN75LHX MF	40	12	910	180	90	315	175	190	190	C	21.30	STD	SIDE/ END	CH, CI, CV, FA, MF, RP
109111	DIN75RHX MF	40	12	910	180	90	315	175	190	190	D	21.30	STD	SIDE/ END	CH, CI, CV, FA, MF, RP



† Conditions apply. Refer to individual warranty statements attached to each battery.  
\*Based on NS40ZLX MF and NS40ZL MF  
^Selected items only.

# Car & Passenger Vehicle



## Hi Performance

Century Hi Performance batteries are designed and built in Australia<sup>^</sup> to suit our local conditions, providing the dependable power and performance which Australians have relied on for generations. Suitable for both old and new vehicles with standard power demands, Century Hi Performance batteries are engineered to meet leading vehicle manufacturer's standards for quality and performance, delivering superior starting power, longer service life and power to run vehicle electrics.

- ✓ Suitable replacement for original equipment (OE) batteries
- ✓ Suitable for both old and new vehicles with standard power demands
- ✓ Designed and built tough in Australia to suit our local conditions<sup>^</sup>
- ✓ Longer service life with a sealed maintenance free design for reduced water loss

ITEM ID	BATTERY TYPE	WARRANTY <sup>†</sup>	VOLTS	CCA -18°C	RC @ 25°C	AH @ 20HR	 (ALL MEASUREMENTS IN MM)				 POLARITY	 WEIGHT	 TERM. TYPE	 HOLD DOWN	 SPECIAL FEATURES
							L	W	H	TH					
<b>HI PERFORMANCE</b>															
101126	03	12	6	270	80	65	184	167	163	186	A	10.50	STD	SIDE	LM, MR
101134	41	30	12	325	45	35	238	134	173	200	D	10.50	STD	END	CH, CI, LM, MIA, MR
101135	43	30	12	325	45	35	238	134	173	200	C	10.50	STD	END	CH, CI, LM, MIA, MR
105142	50D20L MF	30	12	450	85	50	202	173	200	225	C	13.50	STD	SIDE	CH, CI, CV, FA, MF, MR, PL, VR
103125	55D23L MF	30	12	540	105	60	231	171	202	225	C	15.30	STD	SIDE	CH, CI, CV, FA, MF, MIA, MR
103124	55D23R MF	30	12	540	105	60	231	171	202	225	D	15.30	STD	SIDE	CH, CI, CV, FA, MF, MIA, MR
103120	57 MF	30	12	560	100	57	231	171	184	205	D	14.90	STD	SIDE/ END	CH, CI, CV, FA, MF, MIA, MR
103121	57EF MF	30	12	560	100	57	231	171	184	205	D	14.90	STD	-	CH, CI, CV, FA, MF, MIA, MR
103122	58 MF	30	12	560	100	57	231	171	184	205	C	14.90	STD	SIDE/ END	CH, CI, CV, FA, MF, MIA, MR
103123	58EB MF	30	12	560	100	57	231	171	184	205	C	14.90	STD	-	CH, CI, CV, FA, MF, MIA, MR
101121	N65D MF	12	12	750	135	80	285	185	170	190	D	19.20	STD	SIDE	CI, CV, FA, MF, MR
103131	NS40ZL MF	30	12	330	60	40	196	128	201	220	C	10.30	SP	-	CH, CI, CV, FA, MF, MIA, MR
103130	NS40Z MF	30	12	330	60	40	196	128	201	220	D	10.30	SP	-	CH, CI, CV, FA, MF, MIA, MR
105141	NS40ZLB MF	30	12	360	63	38	187	136	201	220	C	9.90	SP	SIDE	CH, CI, FA, MF, MR, PL, VR
103133	NS40ZLS MF	30	12	330	60	40	196	128	201	220	C	10.30	STD	-	CH, CI, CV, FA, MF, MIA, MR
103132	NS40ZS MF	30	12	330	60	40	196	128	201	220	D	10.30	STD	-	CH, CI, CV, FA, MF, MIA, MR
103127	NS60L MF	30	12	430	75	45	235	128	201	220	C	11.90	SP	-	CH, CI, CV, FA, MF, MIA, MR
103126	NS60 MF	30	12	430	75	45	235	128	201	220	D	11.90	SP	-	CH, CI, CV, FA, MF, MIA, MR
103129	NS60LS MF	30	12	430	75	45	235	128	201	220	C	11.90	STD	-	CH, CI, CV, FA, MF, MIA, MR
103128	NS60S MF	30	12	430	75	45	235	128	201	220	D	11.90	STD	-	CH, CI, CV, FA, MF, CH, MIA, MR



<sup>†</sup> Conditions apply. Refer to individual warranty statements attached to each battery.  
<sup>^</sup> Selected items only.





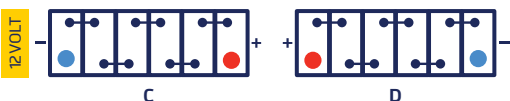
# Hi Performance DIN

Century Hi Performance DIN batteries have been designed and manufactured to deliver longer life and performance while meeting the fitment requirements of imported vehicles. Suitable for both old and new vehicles with standard power demands, Century Hi Performance DIN batteries are engineered to meet leading vehicle manufacturer's standards for quality and performance, delivering superior starting power, longer service life and power to run vehicle electrics.



- ✓ Suitable replacement for original equipment (OE) batteries
- ✓ Suitable for both old and new vehicles with standard power demands
- ✓ Designed and built tough in Australia to suit our local conditions<sup>^</sup>
- ✓ Longer service life with a sealed maintenance free design for reduced water loss

ITEM ID	BATTERY TYPE	WARRANTY <sup>†</sup>	VOLTS	CCA -18°C	RC @ 25°C	AH @ 20HR	[ALL MEASUREMENTS IN MM]				POLARITY	WEIGHT (KG)	TERM. TYPE	HOLD DOWN	SPECIAL FEATURES
							L	W	H	TH					
<b>HI PERFORMANCE DIN</b>															
115130	DIN44L MF	30	12	420	70	43	208	175	175	175	C	11.50	STD	SIDE/ END	CH, CI, CV, FA, MF, RP, VR
115145	DIN44LH MF	30	12	420	85	50	208	175	190	190	C	11.50	STD	SIDE/ END	CH, CI, CV, FA, MF, RP, VR
115131	DIN53L MF	30	12	500	90	54	242	175	175	175	C	13.50	STD	SIDE/ END	CH, CI, CV, FA, MF, RP, VR
115132	DIN53LH MF	30	12	500	90	55	242	175	190	190	C	14.00	STD	SIDE/ END	CH, CI, CV, FA, MF, RP, VR
115133	DIN53R MF	30	12	500	90	54	242	175	175	175	D	13.50	STD	SIDE/ END	CH, CI, CV, FA, MF, RP, VR
115134	DIN65L MF	30	12	580	110	63	277	175	175	175	C	15.50	STD	SIDE/ END	CH, CI, CV, FA, MF, RP, VR
115136	DIN65R MF	30	12	580	110	63	277	175	175	175	D	15.50	STD	SIDE/ END	CH, CI, CV, FA, MF, RP, VR
112112	DIN65LH MF	30	12	660	130	68	277	175	190	190	C	18.40	STD	SIDE/ END	CH, CI, CV, FA, MF, MIA, MR, RP
112113	DIN65RH MF	30	12	660	130	68	277	175	190	190	D	18.40	STD	SIDE/ END	CH, CI, CV, FA, MF, MIA, MR, RP
115137	DIN75L MF	30	12	730	135	80	315	175	175	175	C	18.00	STD	SIDE/ END	CH, CI, CV, FA, MF, RP, VR
115147	DIN75LH MF	30	12	750	160	90	315	175	190	190	C	20.90	STD	SIDE/ END	CH, CI, CV, FA, MF, RP
115148	DIN75RH MF	30	12	750	160	90	315	175	190	190	D	20.90	STD	SIDE/ END	CH, CI, CV, FA, MF, RP
115138	DIN85L MF	30	12	780	158	85	353	175	175	175	C	20.00	STD	SIDE/ END	CH, CI, CV, FA, MF, RP, VR
115139	DIN85LH MF	30	12	760	165	88	353	175	190	190	C	21.50	STD	SIDE/ END	CH, CI, CV, FA, MF, RP, VR
115146	DIN110LH MF	30	12	920	195	110	393	175	190	190	C	25.00	STD	SIDE/ END	CH, CI, CV, FA, MF, RP, VR



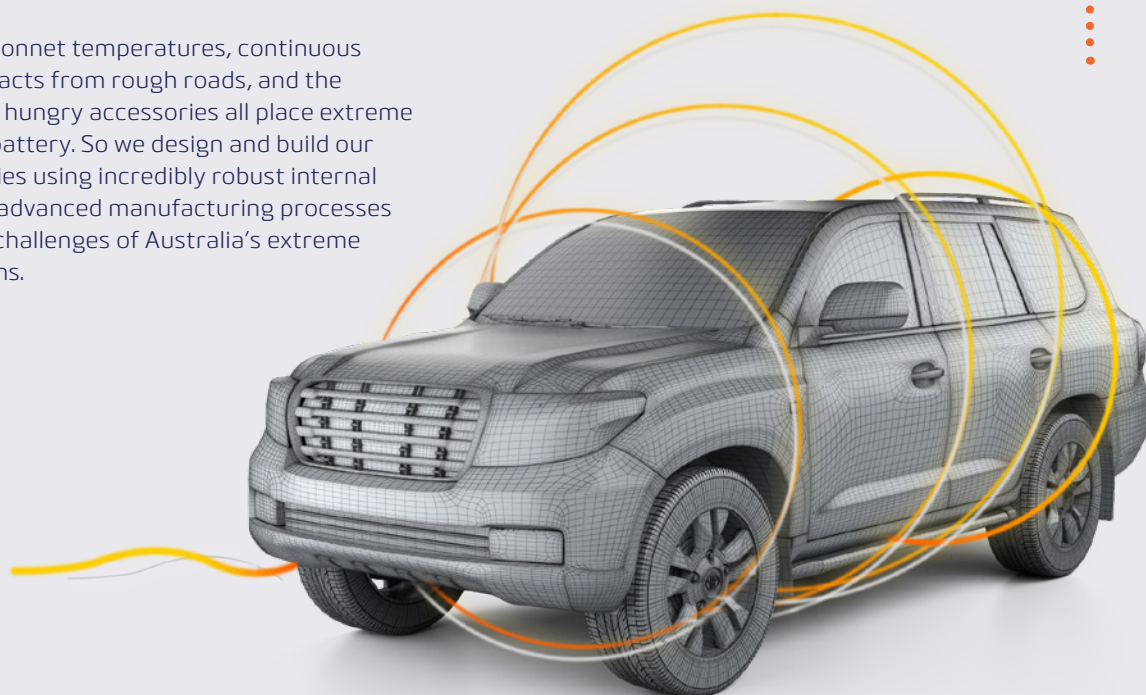
<sup>†</sup> Conditions apply. Refer to individual warranty statements attached to each battery.  
<sup>^</sup> Selected items only.



## 4x4 & SUV

Whether venturing into the outback, enjoying the hinterland or sampling the top end, it is important to have the right equipment – and that includes the battery. Century's range of 4x4 and SUV batteries are built tough to better suit our extreme climate and harsh off-road conditions. Because we know the road ahead isn't always going to be easy.

Excessive under bonnet temperatures, continuous vibration and impacts from rough roads, and the demand of power hungry accessories all place extreme demands on the battery. So we design and build our 4x4 & SUV batteries using incredibly robust internal components and advanced manufacturing processes to withstand the challenges of Australia's extreme off-road conditions.







# 4x4 & SUV

## Overlander 4x4

Century Overlander 4x4 batteries are designed to handle it all – from touring 4x4's which stay on sealed roads, all the way through to purpose-built weekend off-road warriors. Designed and built in Australia to withstand the punishment of our extreme climate and harsh off-road conditions, Century's Overlander 4x4 is a dual-purpose battery – providing superior starting power and semi-cycling capabilities to power aftermarket vehicle accessories.



- ✓ Superior starting power for heavy duty off-road 4x4's & SUV's
- ✓ Dual Purpose – starting and semi-cycling capabilities for 4WD accessories\*
- ✓ Thicker full frame cast plates for extra strength, endurance and durability in 4x4 conditions
- ✓ Platelock™ technology\* and glass mat separators for enhanced vibration and impact resistance



**DUAL PURPOSE STARTING & SEMI-CYCLING**



**SUPERIOR STARTING POWER**



**MAXIMUM SERVICE LIFE**



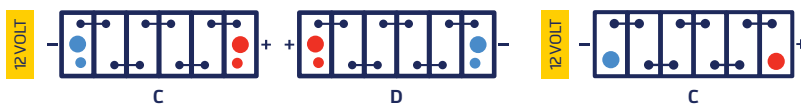
**SUPERIOR STRENGTH & ENDURANCE**



**EXTREME VIBRATION RESISTANCE**

ITEM ID	BATTERY TYPE	WARRANTY†	VOLTS	CCA -18°C	RC @ 25°C	AH @ 20HR	[ALL MEASUREMENTS IN MM]				POLARITY	WEIGHT	TERM. TYPE	HOLD DOWN	SPECIAL FEATURES
							L	W	H	TH					
<b>OVERLANDER 4X4</b>															
122120	N70ZZXHD	36	12	735	180	100	305	171	202	225	D	24.30	STD/WN	SIDE	CH, CI, GM, LM, MR, MIA, PL, VR
122121	N70ZZLXHD	36	12	735	180	100	305	171	202	225	C	24.30	STD/WN	SIDE	CH, CI, GM, LM, MR, MIA, PL, VR
<b>OVERLANDER 4X4 MF</b>															
125134	N70ZZHD MF	30	12	720	160	95	302	171	202	225	D	21.50	STD/WN	SIDE	CH, CI, CV, FA, MF, MR, PL, VR
125135	N70ZZLHD MF	30	12	720	160	95	302	171	202	225	C	21.50	STD/WN	SIDE	CH, CI, CV, FA, MF, MR, PL, VR
125138	DIN65LHD MF	30	12	650	110	65	275	175	175	175	C	17.10	STD	SIDE/END	CH, CI, FA, MF, PL, RP, VR
125136	DIN65LHHD MF	30	12	650	120	70	275	175	190	190	C	19.10	STD	SIDE/END	CH, CI, FA, MF, PL, RP, VR
125139	DIN75LHD MF	30	12	730	135	75	313	175	175	175	C	20.30	STD	SIDE/END	CH, CI, FA, MF, PL, RP, VR
125137	DIN75LHHD MF	30	12	730	145	80	313	175	190	190	C	21.20	STD	SIDE/END	CH, CI, FA, MF, PL, RP, VR

### MULTI-TERMINAL



† Conditions apply. Refer to individual warranty statements attached to each battery. \*Selected items only.

## Dual Battery Systems

In vehicles fitted with multiple accessories with heavy power requirements such as fridges, a dual battery system utilising a secondary deep cycle battery is recommended. Dual battery systems allow you to run a dedicated starting battery in conjunction with a secondary Deep Cycle battery. This allows the starting battery to be used for cranking the engine, and the Deep Cycle battery to power high-current draw accessories (like fridges) without compromising the performance of the starting battery.

# 4x4 & SUV



## Ultra Hi Performance

Engineered for soft off-road and on-road 4x4's and SUV's, Century Ultra Hi Performance 4x4 batteries provide exceptional starting power and maximum service life. Designed and built in Australia using hard-wearing components, Century Ultra Hi performance batteries are equipped to withstand the punishment of our unique climate and off-road conditions.

- ✓ Exceptional starting power for soft off-road and on-road 4x4's and SUV's
- ✓ Improved internal plate design for extra strength, endurance and durability
- ✓ Platelock™ technology reduces movement of internal plates for vibration resistance.
- ✓ Sealed maintenance-free design for reduced water loss and up to 50% more<sup>^</sup> service life



**EXCEPTIONAL STARTING POWER**



**MAXIMUM SERVICE LIFE**



**EXTRA STRENGTH & ENDURANCE**

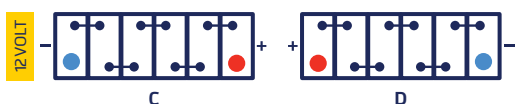


**ENHANCED VIBRATION RESISTANCE**



**AUSTRALIAN MADE & DESIGNED**

ITEM ID	BATTERY TYPE	WARRANTY <sup>†</sup>	VOLTS	CCA -18°C	RC @ 25°C	AH @ 20HR	(ALL MEASUREMENTS IN MM)				POLARITY	WEIGHT (KG)	TERM. TYPE	HOLD DOWN	SPECIAL FEATURES
							L	W	H	TH					
<b>ULTRA HI PERFORMANCE 4X4</b>															
127120	N70ZZX MF	30	12	810	185	95	305	171	202	225	D	23.40	STD	SIDE	CH, CI, CV, FA, MF, MIA, MR, PL, VR
127121	N70ZZLX MF	30	12	810	185	95	305	171	202	225	C	23.40	STD	SIDE	CH, CI, CV, FA, MF, MIA, MR, PL, VR
127126	NS70X MF	30	12	720	160	85	259	171	202	225	D	19.50	STD	SIDE	CH, CI, CV, FA, MF, MIA, MR, PL, VR
127127	NS70LX MF	30	12	720	160	85	259	171	202	225	C	19.50	STD	SIDE	CH, CI, CV, FA, MF, MIA, MR, PL, VR



<sup>†</sup> Conditions apply. Refer to individual warranty statements attached to each battery.  
<sup>^</sup> Compared to Hi Performance product





# Hi Performance

Designed for road-based 4x4's and SUV's, Century Hi Performance batteries provide superior starting power for a longer service life. Designed and built in Australia using quality internal components, Century Hi Performance batteries are equipped to handle our unique climate and road conditions, and are the perfect choice for road-based 4x4's and SUV's.



- ✓ Superior starting power for road-based 4x4's and SUV's
- ✓ Specialised plate design for added strength, endurance and durability
- ✓ Improved vibration resistance and reduced self-discharge for improved battery life
- ✓ Sealed maintenance-free design for reduced water loss and longer service life



**SUPERIOR STARTING POWER**



**LONGER SERVICE LIFE**



**ADDED STRENGTH & ENDURANCE**

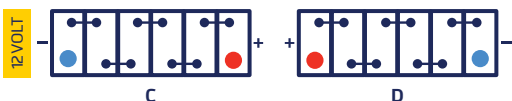


**ENHANCED VIBRATION RESISTANCE**



**AUSTRALIAN MADE & DESIGNED**

ITEM ID	BATTERY TYPE	WARRANTY <sup>†</sup>	VOLTS	CCA -18°C	RC @ 25°C	AH @ 20HR	 (ALL MEASUREMENTS IN MM)				 POLARITY	 WEIGHT	 TERM. TYPE	 HOLD DOWN	 SPECIAL FEATURES
							L	W	H	TH					
<b>HI PERFORMANCE 4X4</b>															
123120	N7OZZ MF	20	12	720	170	85	305	171	202	225	D	21.90	STD	SIDE	CH, CI, CV, FA, MF, MIA, MR, PL, VR
123121	N7OZZL MF	20	12	720	170	85	305	171	202	225	C	21.90	STD	SIDE	CH, CI, CV, FA, MF, MIA, MR, PL, VR
123126	NS70 MF	20	12	650	140	75	259	171	202	225	D	18.70	STD	SIDE	CH, CI, CV, FA, MF, MIA, MR
123127	NS70L MF	20	12	650	140	75	259	171	202	225	C	18.70	STD	SIDE	CH, CI, CV, FA, MF, MIA, MR



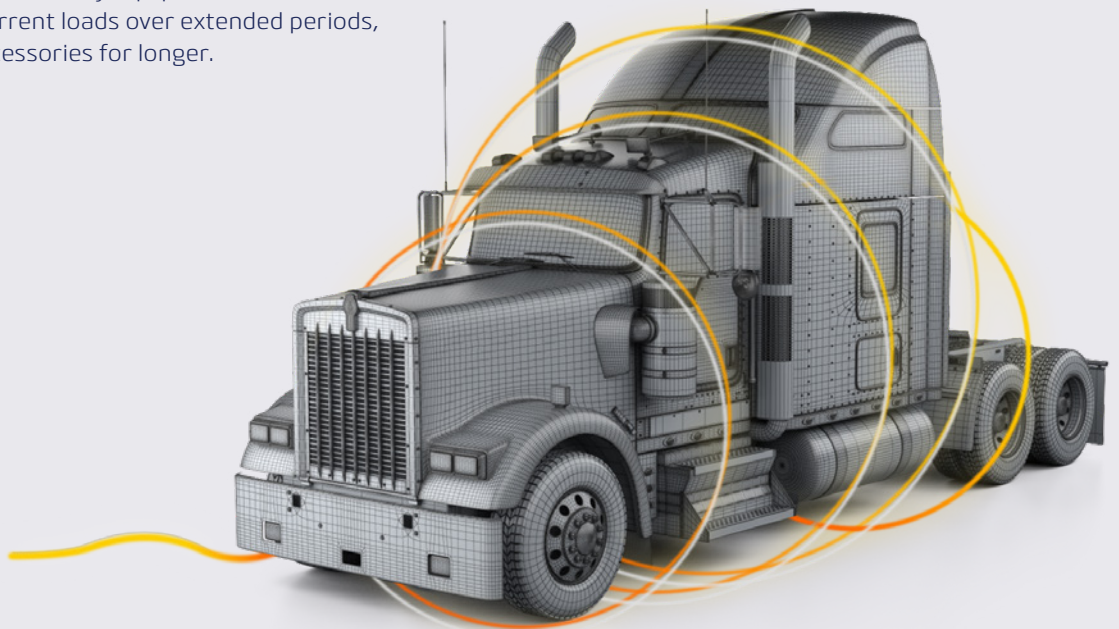
<sup>†</sup> Conditions apply. Refer to individual warranty statements attached to each battery.



# TRUCK, BUS & HEAVY EQUIPMENT

Century Truck, Bus and Heavy Equipment batteries represent the latest in performance and reliability for haulage and light commercial vehicles. Designed and built in Australia<sup>^</sup> to better suit our harsh environment and extreme climate, our range of heavy duty batteries deliver what drivers and fleet managers really want – longer life, superior reliability, and less down time.

Delivering more than just superior starting power, Century Truck, Bus and Heavy Equipment batteries can sustain constant current loads over extended periods, to run on-board accessories for longer.





# Truck, Bus & Heavy Equipment

## Ultra Hi Performance

Century Ultra Hi Performance truck batteries are the clear choice for professional drivers, providing advanced technology for long haul on-highway trucks with higher power demands. Designed and built in Australia to withstand the punishment of our extreme climate and harsh conditions, Century Ultra Hi Performance truck batteries provide exceptional starting power and semi-cycling capabilities to power on-board accessories.



- ✓ Exceptional starting power for long haul on-highway vehicles with extra power demands
- ✓ Hybrid technology to sustain constant current loads for on-board accessories<sup>†</sup>
- ✓ 50% longer life with thicker full frame cast plates and glass mat separators for improved strength and durability<sup>†</sup>
- ✓ Platelock™ technology for extreme vibration and impact resistance<sup>†</sup>



**EXCEPTIONAL STARTING POWER**



**MAXIMUM SERVICE LIFE**



**SUPERIOR STRENGTH & ENDURANCE**

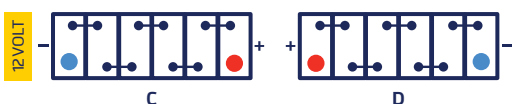


**EXTREME VIBRATION RESISTANCE**



**AUSTRALIAN MADE & DESIGNED**

ITEM ID	BATTERY TYPE	WARRANTY <sup>†</sup>	VOLTS	CCA -18°C	RC @ 25°C	AH @ 20HR	(ALL MEASUREMENTS IN MM)				POLARITY	WEIGHT	TERM. TYPE	HOLD DOWN	SPECIAL FEATURES
							L	W	H	TH					
<b>ULTRA HI PERFORMANCE</b>															
122112	N70ZZHX	18	12	730	180	95	305	171	202	225	D	23.90	STD	SIDE	CH, CI, GM, LM, MIA, MR, PL, VR
122113	N70ZZLHX	18	12	730	180	95	305	171	202	225	C	23.90	STD	SIDE	CH, CI, GM, LM, MIA, MR, PL, VR
127122	NS70HX MF	18	12	720	160	85	259	171	202	225	D	19.50	STD	SIDE	CH, CI, CV, FA, MF, MIA, MR, PL, VR
127123	NS70LHX MF	18	12	720	160	85	259	171	202	225	C	19.50	STD	SIDE	CH, CI, CV, FA, MF, MIA, MR, PL, VR



<sup>†</sup> Conditions apply. Refer to individual warranty statements attached to each battery.  
<sup>†</sup>Selected items only



# Truck, Bus & Heavy Equipment

.....



## Hi Performance

Century Hi Performance truck batteries utilise advanced technology for short haul off-highway vehicles. Designed and built in Australia to withstand the punishment of our extreme climate and harsh conditions, Century Hi Performance truck batteries provide added strength and endurance.

- ✓ Superior starting power for short haul off-highway vehicles
- ✓ Added strength and endurance in commercial conditions
- ✓ Longer service life Calcium technology for lower self-discharge and reduced water loss
- ✓ Platelock™ technology for improved vibration and impact resistance<sup>^</sup>



**SUPERIOR STARTING POWER**



**LONGER SERVICE LIFE**



**ADDED STRENGTH & ENDURANCE**

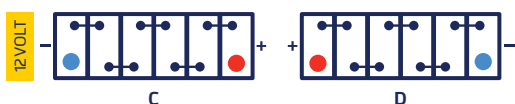


**IMPROVED VIBRATION RESISTANCE**



**AUSTRALIAN MADE & DESIGNED**

ITEM ID	BATTERY TYPE	WARRANTY <sup>†</sup>	VOLTS	CCA -18°C	RC @ 25°C	AH @ 20HR	[ALL MEASUREMENTS IN MM]				POLARITY	WEIGHT (KG)	TERM. TYPE	HOLD DOWN	SPECIAL FEATURES
							L	W	H	TH					
<b>HI PERFORMANCE</b>															
123102	N70ZZH MF	12	12	780	160	90	305	171	202	225	D	23.90	STD	SIDE	CH, CI, CV, FA, MF, MIA, MR, PL, VR
123103	N70ZZLH MF	12	12	780	160	90	305	171	202	225	C	23.90	STD	SIDE	CH, CI, CV, FA, MF, MIA, MR, PL, VR
123124	NS70H MF	12	12	650	140	75	259	171	202	225	D	18.70	STD	SIDE	CH, CI, CV, FA, MF, MIA, MR
123125	NS70LH MF	12	12	650	140	75	259	171	202	225	C	18.70	STD	SIDE	CH, CI, CV, FA, MF, MIA, MR



<sup>†</sup> Conditions apply. Refer to individual warranty statements attached to each battery.  
<sup>^</sup> Selected items only.



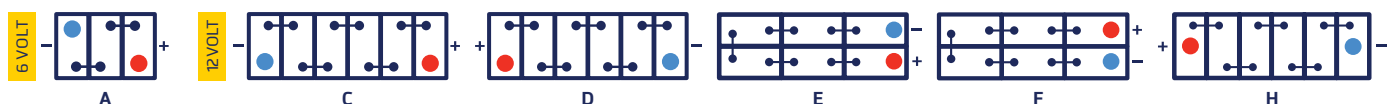
# Heavy Duty

Manufactured using some of the toughest internal components and materials available in the battery industry. Century Heavy Duty batteries are designed and built tough to provide superior power and performance in commercial vehicles with high power demands.



- ✓ Exceptional starting power for commercial vehicles with high power demands
- ✓ Thicker plates and denser active material for extra strength and endurance
- ✓ Lower self-discharge and reduced water loss for longer service life
- ✓ Platelock™ technology reduces movement of internal plates for improved vibration resistance^

ITEM ID	BATTERY TYPE	WARRANTY†	VOLTS	CCA -18°C	RC @ 25°C	AH @ 20HR	 <small>(ALL MEASUREMENTS IN MM)</small>				 POLARITY	 WEIGHT	 TERM. TYPE	 HOLD DOWN	 SPECIAL FEATURES
							L	W	H	TH					
<b>EXTRA HEAVY DUTY</b>															
125133	N200X MF	12	12	1450	460	220	520	277	218	246	F	54.30	STD	-	CH, CI, MF, VR
<b>HEAVY DUTY</b>															
121106	26	12	6	800	280	143	305	175	200	220	A	21.00	STD	-	CH, LM, VR
105117	84 MF	12	12	560	95	50	208	172	183	202	D	13.30	STD	-	CH, CI, CV, FA, MF, MR, PL, VR
125100	86 MF	12	12	900	180	100	330	170	217	238	H	25.50	STD	-	CH, CI, CV, FA, MF, MR, PL, VR
125101	86Z MF	12	12	950	180	95	330	170	217	238	H	24.00	STD	-	CH, CI, CV, FA, MF, MR, PL, VR
125102	86ZT MF	12	12	950	180	95	330	170	217	238	H	24.00	TH	-	CH, CI, CV, FA, MF, MR, PL, VR
121111	94	12	12	890	255	135	506	206	180	203	E	35.70	STD	-	CH, CV, FA, GM, LM, MR, PL, VR
125103	N100 MF	12	12	740	182	100	405	175	210	235	D	24.70	STD	-	CH, CI, CV, FA, GM, MF, MR, PL, VR
125115	N100L MF	12	12	740	182	100	405	175	210	235	C	24.70	STD	-	CH, CI, CV, FA, GM, MF, MR, PL, VR
121107	N120	12	12	740	230	120	500	175	210	235	F	34.90	STD	-	CH, GM, LM
125104	N120 MF	12	12	900	230	135	505	180	210	240	F	31.60	STD	-	CH, CI, CV, FA, MF, MR, PL, VR
125129	N120L MF	12	12	900	230	135	505	180	210	240	E	31.60	STD	-	CH, CI, CV, FA, MF, MR, PL, VR
121108	N150	12	12	885	280	150	500	220	210	235	F	43.90	STD	-	CH, GM, LM
125105	N150 MF	12	12	1000	300	155	508	220	210	235	F	39.20	STD	-	CH, CI, CV, FA, MF, MR, PL, VR
125116	N150L MF	12	12	1000	300	155	508	220	210	235	E	39.20	STD	-	CH, CI, CV, FA, MF, MR, PL, VR
121128	N150L	12	12	1000	380	170	513	222	195	216	E	45.80	STD	-	CH, CI, EFB, GM, LM
121126	N165	12	12	955	370	180	512	221	194	220	E	45.90	STD	-	CH, GM, LM
121109	N200	12	12	1100	400	185	515	275	215	240	F	53.40	STD	-	CH, GM, LM
125106	N200 MF	12	12	1200	430	200	520	275	220	240	F	51.50	STD	-	CH, CI, CV, FA, MF, MR, PL, VR
121127	N200L	12	12	1150	480	225	518	274	216	238	E	58.10	STD	-	CH, CI, EFB, GM, LM
121112	4D-N150Z	12	12	950	300	90	528	214	224	246	F	43.90	STD	-	CH, GM, LM, MR, PL, VR
121113	8D-N200Z	12	12	1300	430	200	528	277	224	246	F	57.90	STD	-	CH, GM, LM, MR, PL, VR
125111	8DMF1200	12	12	1200	430	200	500	270	215	245	F	52.00	STD	-	CH, CI, CV, FA, GM, MF, MR, PL, VR



† Conditions apply. Refer to individual warranty statements attached to each battery. ^ Selected items only.



# DEEP CYCLE


Century Deep Cycle batteries are designed and built to endure the uncompromising demands of Australia's harsh environment. Available in Flooded, AGM and GEL variants, Century Deep Cycle batteries deliver long-lasting, dependable power for accessories and are ideal as secondary batteries in recreational & commercial applications - including 4x4s, caravans and recreational vehicles, golf carts, wheelchairs, mobility scooters, marine systems, dual-battery systems and industrial equipment.

Century Deep Cycle batteries are manufactured using the toughest internal components, and are engineered to withstand heavy discharge and recharging cycles without damaging critical internal components. Deep Cycle batteries are most often used to supply power to accessories such as lights, heaters, fridges, fish finders, navigation devices, winches, pumps, plus other commercial applications including golf carts, scissor and boom lift machines.



#### SEASONAL USE

For seasonal use, fully recharge the battery before putting into storage. Check the state-of-charge or voltage regularly. Should the voltage drop below 12.5 volts, recharge the battery. It is important to check the battery completely before reconnecting to the electrical devices.







# Deep Cycle

## Deep Cycle Flooded

Century Flooded Deep Cycle batteries are designed and built right here in Australia<sup>^</sup> to handle our extreme climate and harsh operating conditions. They are a robust and dependable range of batteries designed for conventional applications and installations where reliable, long lasting power supply is required.



- ✓ Dependable cycling performance with superior heat resistance
- ✓ Platelock™ technology reduces movement of internal plates for improved vibration resistance<sup>^</sup>
- ✓ Full frame cast plates with glass mat separators for extra strength & cycling performance
- ✓ Designed for under bonnet use in 4x4's, SUV's, recreational and commercial vehicles



LONG CYCLE LIFE



DEEP DISCHARGE CAPABILITY



IMPROVED RECHARGE EFFICIENCY

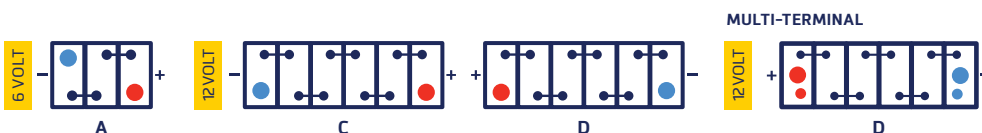


REDUCED SELF DISCHARGE



SUPERIOR HEAT RESISTANCE

ITEM ID	BATTERY TYPE	WARRANTY†	VOLTS	AH @ 20HR	 (ALL MEASUREMENTS IN MM)				POLARITY	WEIGHT	TERM. TYPE	HOLD DOWN	SPECIAL FEATURES
					L	W	H	TH					
<b>DEEP CYCLE FLOODED</b>													
141114	12A	12	6	105	227	173	184	205	A	15.80	STD	-	CH, GM, LM
141116	89T	12	12	125	347	175	260	285	C	34.00	STD	-	CH, GM, LM, MR, VR
145108	D23LT MF	12	12	65	230	171	202	222	C	17.10	STD	-	CH, CI, MF
145109	D23RT MF	12	12	65	230	171	202	222	D	17.10	STD	-	CH, CI, MF
141135	N70T	18	12	102	305	171	202	225	D	25.10	STD/WN	-	CH, CI, GM, LM, MIA, MR, PL, VR
145106	N70TX MF	12	12	95	302	172	202	225	D	21.50	STD/WN	SIDE	CH, CI, CV, FA, GM, MF MR, PL, VR
145107	NS70TX MF	12	12	82	260	171	202	222	D	18.60	STD/WN	SIDE	CH, CI, CV, FA, GM, MF, MR, PL, VR



† Conditions apply. Refer to individual warranty statements attached to each battery.  
<sup>^</sup> Selected items only.

# Deep Cycle



## Deep Cycle AGM

The ultimate in deep cycle performance. Century AGM Deep Cycle batteries utilise the latest Absorbed Glass Mat technology to provide superior cycle life, maximum deep discharge capabilities and durability characteristics.

- ✓ Absorbed Glass Mat (AGM) Technology for superior cycle life
- ✓ Thicker full-frame cast plates for maximum deep discharge capabilities
- ✓ Spill-proof design allows for multi-angle fitment at up to a 90° angle<sup>^</sup>
- ✓ Exceptional shock and vibration resistance to handle the harshest environments



**SUPERIOR  
CYCLE  
LIFE**



**MAXIMUM DEEP  
DISCHARGE  
CAPABILITY**



**SUPERIOR  
RECHARGE  
EFFICIENCY**



**MULTI  
ANGLE  
FITMENT<sup>^</sup>**

ITEM ID	BATTERY TYPE	WARRANTY <sup>†</sup>	VOLTS	AH @ 20HR	 (ALL MEASUREMENTS IN MM)				 POLARITY	 WEIGHT	 TERM. TYPE	 HOLD DOWN	 SPECIAL FEATURES
					L	W	H	TH					
<b>DEEP CYCLE AGM</b>													
148128	C12-32XDA	24	12	32	166	176	125	125	C	8.10	M5 INSERT	-	AGM, CV, FA, MF, PV, VR
148122	C12-55XDA	24	12	58	229	138	211	216	D	18.00	M6 INSERT	-	AGM, CH, CV, FA, MF, PV, VR
148123	C12-75XDA	24	12	75	260	169	211	218	D	23.50	M6 INSERT	-	AGM, CH, CV, FA, MF, PV, VR
148120	C12-105XDA	24	12	105	307	169	210	215	D	29.00	M8 INSERT	-	AGM, CH, CV, FA, MF, PV, VR
148121	C12-120XDA	24	12	120	328	172	215	220	D	32.00	M8 INSERT	-	AGM, CH, CV, FA, MF, PV, VR
148124	C12-125XDA	24	12	125	407	177	225	225	D	35.00	M8 INSERT	-	AGM, CH, CV, FA, MF, PV, VR
148125	C12-140XDA	24	12	140	340	173	280	287	D	41.50	M8 INSERT	-	AGM, CH, CV, FA, MF, PV, VR
148126	C12-165XDA	24	12	165	532	207	214	219	F	50.00	M8 INSERT	-	AGM, CH, CV, FA, MF, PV, VR
148127	C12-270XDA	24	12	270	520	268	220	225	F	74.00	M8 INSERT	-	AGM, CH, CV, FA, MF, PV, VR



<sup>†</sup> Conditions apply. Refer to individual warranty statements attached to each battery.  
<sup>^</sup> Not suitable for inverted or end mounted use.



## Deep Cycle Gel

Century Deep Cycle GEL batteries are extremely robust and designed for extreme applications where the ability to tolerate vibration is paramount. The internal components are encapsulated and immobilised in a gel-based electrolyte, offering an increased level of protection against damage and maximising battery life.



- ✓ Advanced GEL electrolyte for superior deep cycle performance in extreme conditions
- ✓ Thicker full-frame cast plates for maximum deep discharge capabilities
- ✓ Designed to withstand repeated recharge and discharge cycles

ITEM ID	BATTERY TYPE	WARRANTY†	VOLTS	AH @ 20HR	[ALL MEASUREMENTS IN MM]				POLARITY	WEIGHT	TERM. TYPE	HOLD DOWN	SPECIAL FEATURES
					L	W	H	TH					
<b>DEEP CYCLE GEL</b>													
142102	C12-40DG	12	12	37	198	166	169	169	C	13.20	M6 INSERT	-	CH, CV, FA, GEL, MF, VR
142101	C12-75DG	12	12	70	260	169	211	218	D	23.50	M6 INSERT	-	CH, CV, FA, GEL, MF, VR

## Deep Cycle Industrial

Century Deep Cycle Industrial batteries are a range of multi-purpose, maintainable 6, 8 and 12 volt Deep Cycle batteries designed for use in commercial and industrial machinery and some personal mobility equipment. They feature thicker, heavier battery plates, heavy duty internal connections, and a high-density shock resistant construction for superior current flow and exceptional vibration resistance.



- ✓ Engineered for superior deep cycle performance in commercial applications
- ✓ Heavy-duty, internal connections for improved conductivity and current flow
- ✓ Thicker full-frame cast plates for deep discharge and recharge efficiency
- ✓ Wingnut terminals suits most industrial equipment wiring looms

ITEM ID	BATTERY TYPE	WARRANTY†	VOLTS	AH @ 20HR	[ALL MEASUREMENTS IN MM]				POLARITY	WEIGHT	TERM. TYPE	HOLD DOWN	SPECIAL FEATURES
					L	W	H	TH					
<b>DEEP CYCLE INDUSTRIAL</b>													
141111	C105	12	6	225	264	181	245	276	A	29.79	W/NUT	-	LM, VR
141112	C145	12	6	260	264	181	264	295	A	39.90	W/NUT	-	LM, VR
141113	C8VGC	12	8	170	264	181	245	276	D	31.88	W/NUT	-	LM, VR
141117	C1275	12	12	150	329	181	245	276	C	47.82	W/NUT	-	LM, VR



† Conditions apply. Refer to individual warranty statements attached to each battery.






# DUAL FORCE+

Century's Dual Force+ is a dual-purpose starting and semi-cycling AGM battery designed for under-bonnet use\* in some of the harshest terrains Australia has to offer.

Incorporating the strength and durability needed to provide long lasting power, this cutting edge battery provided superior cyclic life with the added advantage of starting capabilities. This makes Dual Force+ the perfect choice for 4x4's & SUV's, plus marine, RV and camping applications.



\* Avoid fitting adjacent to a direct heat source such as a turbocharger, as this may shorten overall battery life.



# Dual Force+

## Dual Force+

The Century Dual Force+ is the ultimate multi-purpose battery, providing powerful starting and cycling power for 4x4's, SUV's, caravans, deep cycle and marine applications.

With the option of angled fitment and a casing made from polypropylene, Dual Force+ is a strong, insulated and thermoplastic battery built to handle the extreme under-bonnet heat that can be expected during an Australian summer. The Dual Force + has been designed to handle the constant daily pressure and duress that is needed from a battery that provides cycling capabilities.



- ✓ The ultimate dual-purpose AGM battery – capable of engine starting and cycling applications
- ✓ Durable AGM construction with up to 20x greater vibration resistance
- ✓ Up to 4x more cycle life compared to standard automotive batteries
- ✓ Ideal for applications where a dual battery system cannot be fitted

### 24

STARTING

### MONTH

WARRANTY

See top and back label for warranty conditions.

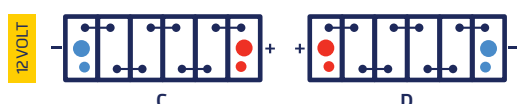
### 12

CYCLING



ITEM ID	BATTERY TYPE	WARRANTY†	VOLTS	CCA -18°C	RC @ 25°C	AH @ 20HR	 <small>(ALL MEASUREMENTS IN MM)</small>				POLARITY	 <small>KG</small>	 <small>TERM. TYPE</small>	 <small>HOLD DOWN</small>	 <small>SPECIAL FEATURES</small>
							L	W	H	TH					
<b>DUAL FORCE+</b>															
148116	24X MF	24/12	12	730	140	75	260	174	200	221	D	21.50	STD/WN	SIDE	AGM, CH, FA, MF, VR
148117	24LX MF	24/12	12	730	140	75	260	174	200	221	C	21.50	STD/WN	SIDE	AGM, CH, FA, MF, VR
148114	27X MF	24/12	12	750	175	90	302	174	200	220	D	23.50	STD/WN	SIDE	AGM, CH, FA, MF, VR
148115	27LX MF	24/12	12	750	175	90	302	174	200	220	C	23.50	STD/WN	SIDE	AGM, CH, FA, MF, VR
148118	31X MF	24/12	12	950	200	100	332	172	210	232	D	28.50	STD/WN		AGM, CH, FA, MF, VR

### MULTI-TERMINAL




† Conditions apply. Refer to individual warranty statements attached to each battery.



# MARINE PRO

The ultimate in marine batteries, perfectly adapted to life on the water. Century Marine Pro batteries are specifically designed to handle the harsh and demanding environments which boats are often subjected to. Continuous vibration from high-power engines and the relentless hull impacts from waves can all take their toll on the battery – which is why it is important to use a battery which is built to thrive in these conditions.

Engineered for purpose and manufactured using quality components, the Century Marine Pro offers a wide range of product options to suit all popular boat types and engine sizes. From a starting battery for a tinny, right through to batteries for starting larger engines and powering accessories – there's a Marine Pro battery to suit.



## ON-BOARD MARINE ELECTRICS



### BASIC ELECTRICS

- » Control instruments
- » Standard lighting
- » Bilge pump
- » UHF / VHF radio

### OPTIONAL ELECTRICS

- » Extra lighting
- » GPS / Fish Finder
- » Auto pilot / Trim tabs
- » Fridge






# Marine Pro

## Marine Pro

Century Marine Pro batteries are designed and manufactured in Australia to better suit our conditions and way of life. They're built tough to handle the rigours of wave pounding, delivering reliable starting power and performance when you need it most. The Marine Pro range can start engines from 70 – 350+hp and power multiple on-board accessories<sup>‡</sup>.



- ✓ Superior starting power - starts engines from 70 – 350+hp
- ✓ Dual purpose – starting and semi-cycling capabilities for on-board accessories
- ✓ Thicker full frame cast plates<sup>^</sup> for improved strength and durability
- ✓ Platelock™ technology to combat the effects of wave pounding and damage from trailer transport

ITEM ID	BATTERY TYPE	WARRANTY†	VOLTS	CCA -18°C	MCA -0°C	RC @ 25°C	AH @ 20HR	 (ALL MEASUREMENTS IN MM)				POLARITY	WEIGHT	TERM. TYPE	HOLD DOWN	SPECIAL FEATURES	STARTS ENGINES	ELECTRICS
								L	W	H	TH							
<b>MARINE PRO</b>																		
133100	D23RM MF (Marine Pro 580)	24	12	580	750	120	65*	231	171	202	225	D	16.40	STD	-	CH, CI, FA, MIA, MF, MR, VR	Up to 70hp	-
133101	NS70M MF (Marine Pro 680)	24	12	680	880	155	75	260	171	202	225	D	21.00	STD/WN	SIDE	CH, CI, FA, MIA, MF, MR, PL, VR	Up to 150hp	Basic electrics
133102	N70ZM MF (Marine Pro 780)	24	12	780	1000	180	100	305	171	202	225	D	25.10	STD/WN	-	CH, CI, FA, MIA, MF, MR, PL, VR	Up to 350hp	Basic + 2 opt. electrics
135104	86M MF (Marine Pro 1000)	24	12	1000	1200	180	100	330	172	218	242	D	25.00	STD/WN	-	CH, CI, CV, FA, MF, MR, PL, VR	350+hp	Basic + opt. electrics


Do not connect starting cables to threaded terminal posts.

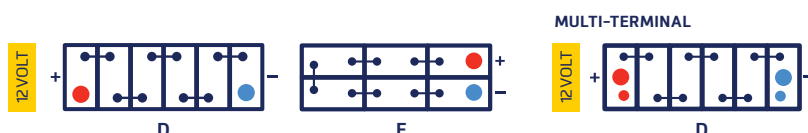
## Marine Pro Cruiser

The Marine Pro Cruiser range is the perfect choice for powering larger marine vessels and other heavy-duty applications.



- ✓ Superior starting power for larger vessels with engines over 350hp
- ✓ Heavy-duty internal components designed to start heavy-duty applications
- ✓ Maintainable design for easy scheduled servicing and extended battery life
- ✓ Platelock™ technology to combat the effects of wave pounding and damage from engine vibration

ITEM ID	BATTERY TYPE	WARRANTY†	VOLTS	CCA -18°C	MCA -0°C	RC @ 25°C	AH @ 20HR	 (ALL MEASUREMENTS IN MM)				POLARITY	WEIGHT	TERM. TYPE	HOLD DOWN	SPECIAL FEATURES
								L	W	H	TH					
<b>MARINE PRO CRUISER</b>																
131107	N150M	12	12	950	1140	300	150 <sup>#</sup>	528	214	224	246	F	44.90	STD	-	CH, GM, LM, MR, PL, VR
131106	N200M	12	12	1200	1440	430	200 <sup>#</sup>	528	277	224	246	F	58.00	STD	-	CH, GM, LM, MR, PL, VR



† Conditions apply. Refer to individual warranty statements attached to each battery. <sup>^</sup>Positive plate only in Marine Pro 580. <sup>\*</sup>Recommended for ing applications only. <sup>‡</sup>Excluding Marine Pro 580. <sup>#</sup>Not recommended for semi-cycling applications.



# LAWN & GARDEN

Power and performance from season to season.

Century EverRide Lawn & Garden batteries are the perfect partner for your ride-on mower! The EverRide range represents the latest in small engine starting technology for ride-on mowers, personal watercraft and generators. Available in both maintainable and maintenance free options, they're built tough to handle Australia's extreme climate and harsh operating conditions.





# Lawn & Garden

## EverRide Maintenance Free Series

Century EverRide MF batteries are developed from some of the most advanced technical resources, and built tough to deliver superior starting power and performance in constant stop start applications.

- ✓ Maintenance free design – sealed to protect against dirt, dust and grass
- ✓ Calcium technology for lower self-discharge and longer life
- ✓ Platelock™ technology to combat vibration damage



**DEPENDABLE STARTING POWER**



**LOW SELF DISCHARGE**



**ADDED STRENGTH & ENDURANCE**



**BUILT TO COMBAT VIBRATION**

## EverRide Maintainable Series

Engineered to protect against acid seepage, corrosion and vibration damage, Century EverRide maintainable batteries incorporate robust internal components to deliver dependable starting power and reliable performance in constant stop start applications.

- ✓ Low maintenance design allows easy top up of electrolyte for extended service life
- ✓ Robust internal components for improved deep discharge resistance
- ✓ Strong, durable antimonial cast plates for longer life



**DEPENDABLE STARTING POWER**



**LOW SELF DISCHARGE**

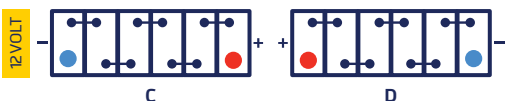


**ADDED STRENGTH & ENDURANCE**



**BUILT TO COMBAT VIBRATION**

ITEM ID	BATTERY TYPE	WARRANTY†	VOLTS	CCA -18°C	RC @ 25°C	AH @ 20HR	[ALL MEASUREMENTS IN MM]				POLARITY	WEIGHT	TERM. TYPE	HOLD DOWN	SPECIAL FEATURES
							L	W	H	TH					
<b>EVERRIDE</b>															
160100	12N24-3	12	12	240	35	24	185	125	160	180	C	7.40	LUG	-	LM, VR
160101	12N24-4	12	12	240	35	24	185	125	160	180	D	7.40	LUG	-	LM, VR
160102	U1 MF	12	12	300	45	28	195	125	155	182	D	7.80	LUG	-	CH, CV, FA, MF, MR, PL, VR
160103	U1R MF	12	12	300	45	28	195	125	155	182	C	7.80	LUG	-	CH, CV, FA, MF, MR, PL, VR



† Conditions apply. Refer to individual warranty statements attached to each battery.





# CHARGING, TESTING & DIAGNOSTIC EQUIPMENT

Century's battery charging, testing & diagnostic equipment includes a range of innovative, market leading automotive, powersports & stationary power testers that are designed to take the guess work out of battery testing.

They provide fast, accurate, on-the-spot test results regarding a battery's state of health. They can help identify suspect batteries before they fail and ensure pre-emptive battery replacement to avoid the inconvenience and distress of battery failure.





# Charging & Testing Equipment

## Midtronics

Midtronic's testers and their patented conductance technology are recognised worldwide as the standard for determining battery condition. They are the preferred testing method for battery warranty decisions for the majority of the world's leading vehicle manufacturers and dealerships.

Ideal for testing batteries both in and out of the vehicle, they provide fast, accurate, on-the-spot test results regarding a battery's state of health.

ITEM ID	PRODUCT TYPE	APPLICATION	TESTING RANGE	BATTERY TYPE	FEATURES
<b>MIDTRONICS TESTERS</b>					
191013	MDX-658P CY	Passenger Vehicle, 4x4, Truck, Motorcycle, Lawn & Garden, Marine Cranking	100 to 2000 CCA	Flooded, AGM, GEL, ISS & Auxiliary	Idle Stop-Start & Auxiliary battery testing, Integrated Printer.
191021	MDX-P300	Passenger Vehicle, 4x4, Lawn & Garden, Light Truck, Marine Cranking	100 to 1200 CCA	Flooded, AGM, GEL, ISS	Integrated Printer



## DHC

A range of battery testing equipment that features patented Single Load Dynamic Resistance technology to simulate the real-world conditions a battery will face.

The testers will not be misled by common conditions such as high surface voltage, poor cell connections and contact impedance, delivering accurate results test after test.

ITEM ID	PRODUCT TYPE	APPLICATION	TESTING RANGE	BATTERY TYPE	FEATURES
<b>DHC TESTERS</b>					
191019	BT 521A	Passenger Vehicle, 4x4, Lawn & Garden, Truck, Marine Cranking	40 to 2100 CCA	Flooded, AGM, EFB, GEL, VRLA, ISS	Idle Stop-Start & Auxiliary battery testing, Integrated Printer.



# Charging & Testing Equipment



## Deep Cycle Tester

The Astratec tester provides a simple, quick and accurate way to check battery performance and helps to diagnose faulty deep cycle batteries, results can be printed off using the additional printer.

ITEM ID	PRODUCT TYPE	APPLICATION	TESTING RANGE	BATTERY TYPE	FEATURES
<b>ASTRATEC TESTER &amp; PRINTER</b>					
191011	3911R	Deep Cycle Battery Testing	15-200AH	Lead Acid	Operating voltage - 12-16V
191102	EPT1	Printer	-	-	-

## Chargers & Maintainers

Century's range of 6 Volt & 12 Volt battery chargers can charge batteries rated up to 240Ah<sup>1</sup> and maintain batteries rated up to 360Ah. Incorporating patented rejuvenation technology, the chargers have the ability to recover heavily discharged batteries, and will activate from as low as 3 Volts.<sup>#</sup>



ITEM ID	PRODUCT TYPE	APPLICATION	TESTING RANGE	BATTERY TYPE	FEATURES
<b>CENTURY BATTERY CHARGERS &amp; MAINTAINERS</b>					
190012	CC61212	SMF (Calcium) AGM, Flooded & Gel, conventional lead-acid batteries	3 Volts	<b>6V &amp; 12V Batteries</b> Charges batteries rated up to 24Ah*. Maintains batteries rated up to 100Ah.	-
190010	CC1206	SMF (Calcium) AGM, Flooded & Gel, conventional lead-acid batteries	3 Volts	<b>12V Batteries</b> Charges batteries rated up to 120Ah. Maintains batteries rated up to 180Ah.	-
190011	CC1212	SMF (Calcium) AGM, Flooded & Gel, conventional lead-acid batteries	3 Volts	<b>12V Batteries</b> Charges batteries rated up to 240Ah. Maintains batteries rated up to 360Ah.	-

\*Conditions apply. Refer to the warranty section of the owner's manual. <sup>1</sup>Based on 5 to 30% of battery Ah ratings. For optimum charging, 10% of battery Ah rating is recommended for flooded batteries and 20% of battery Ah rating is recommended for AGM & Gel batteries. <sup>#</sup>8 Volt activation on the CC61212, when 12 Volt setting is selected.





# Diagnostic Equipment

## YU-FIT Battery Configurator

With the introduction of CO<sub>2</sub> production control systems such as smart charging and Idle Start Stop (ISS) it is essential that the vehicle has the correct battery type and specification installed.

An increasing number of automotive manufacturers have introduced systems that now require a replacement battery to be correctly configured to the vehicle after installation.

### Failure to configure the correct specification battery could result in:

- Undercharging or overcharging of the battery resulting in damage which is not covered by the manufacturer's warranty
- Loss of the ISS CO<sub>2</sub> production control system functionality
- Possible loss of non-critical vehicle system functions

Battery configuration prevents incorrect battery charging, ensures the correct operation of the ISS CO<sub>2</sub> production control system and prevents the loss of non-critical vehicle systems.

The Century YU-FIT battery configurator tool allows the configuration process to be carried out on a growing number of vehicles equipped with new technology smart charge and ISS systems.



ITEM ID	PRODUCT TYPE	APPLICATION	BATTERY TYPE	FEATURES
<b>YU-FIT BATTERY CONFIGURATOR</b>				
195015	YU-FIT Diagnostic Tool	Idle Stop-Start Vehicles	ISS AGM & EFB	Easy to read LED Results, Voltage check, Battery Test, Update via Internet



# Battery Care & Maintenance<sup>^</sup>



Checking batteries regularly can help to maximise battery life. A routine inspection at least once a month is recommended to maintain optimum performance.

Lead-acid batteries prefer to be kept fully charged, at a voltage of 12.5V or above. If a battery is left in a partially discharged or flat state for extended periods of time, irreversible internal damage will gradually begin to occur, greatly reducing the overall service life you will get out of it.

- Check the battery voltage using a voltmeter
- If the voltage is above 12.5v, the battery is charged and healthy
- If the voltage is at 12.5v or below, recharge the battery
- Re-check your battery voltage at least once a month
- If a battery voltage is consistently low, take it to a Century retailer for testing

<sup>^</sup>Always follow manufacturers guidelines.



# Factors Affecting Battery Life



As batteries operate and age, they gradually lose their capacity. The constant charge and discharge process eventually leads to failure. Components corrode over time, electrical shorts occur and vibration causes damage; eventually causing failure. Overcharging and undercharging of a battery will also have a bearing on battery life.

 **Early Warning Signs**

 **Battery Inspection**

 **Discharged (flat) Batteries**

 **Useful Tips**

**Scan the code to learn more**





# Battery Charging

## Safety first

Before attempting to charge a battery with an external battery charger, it is important to be aware of the safety precautions when charging batteries and follow the instructions outlined by the charger manufacturer.

## Charging current (for manual chargers)

The recommended safe charging current is 10% of the battery's 20 hour (Ah) rating. For example if you want to charge a 100Ah battery, the recommended charger current for this battery would be 10 Amps.

## Selecting the correct charger

Lead acid batteries should be charged in 3 stages; constant current (boost), constant voltage (absorption) and float charge.

When choosing a battery charger, it is important to select a charger that delivers the specified charging voltage and current to suit the battery type.

# New Battery Installation

Ensure your vehicle's ignition system is "off" before installing a new battery.

- Ensure check the battery size and terminal layout to ensure it matches your existing/old battery
- Double check the terminal posts to ensure the Positive(+) and Negative(-) terminals are on the correct sides
- Install the battery hold down clamp, tightening until the battery does not move
- Connect and tighten the Positive(+) terminal, ensuring it is pushed all the way down onto the battery post
- Connect the Negative(-) terminal in the same way
- If your battery setup has rubber caps to protect the terminals, slide these back into place

If in doubt, please contact your battery retailer for assistance or to obtain the correct information. Any mistakes made during installation - in particular connecting the terminals to the opposite battery posts - could potentially cause damage to your battery and also your vehicle's electrical system.



# Century Batteries Nationwide Warranty

Each century battery is supplied with a warranty against defects for the period and application, as detailed on each battery. **Call 1300 361 161** for your nearest warranty claim location.



If our testing determines the battery is defective we will replace it, however the costs of delivering it to the warranty location and collecting it and any replacement are yours. The claim must be made within the warranty period listed on top of the battery. Dated proof of purchase is required. The warranty period for replacement starts on the date of purchase of the defective battery it replaces. **Call 1300 361 161** to make a claim. This warranty does not cover defects due to normal wear, abuse, damage, neglect, over or under charging or incorrect application, installation or maintenance.

This warranty is in addition to other rights and remedies available at law. Our goods come with guarantees that cannot be excluded under the Australian Consumer Law. You are entitled to a replacement or refund for a major failure and for compensation for any other reasonably foreseeable loss or damage. You are also entitled to have the goods repaired or replaced if the goods fail to be of acceptable quality and the failure does not amount to a major failure.

## THIS WARRANTY DOES NOT COVER:

- ✗ A flat battery
- ✗ Normal wear and tear
- ✗ Physical damage
- ✗ Undercharging (sulphation)
- ✗ Incorrect application
- ✗ Negligence (before or during use)
- ✗ Overcharging
- ✗ Spillage from over filling
- ✗ Modifications to the battery
- ✗ Failure arising from the addition of fluids other than water
- ✗ Batteries used for motorsport or racing activities

## Private Use Statement

Private use is a vehicle used for private needs, as opposed to business uses. These vehicles are generally defined as having only four wheels and are not used to carry passengers or goods for monetary purposes.



# Battery Health & Safety<sup>#</sup>



## Battery Acid

Battery acid can cause burns. Suitable hand, eye and face protection and protective clothing must be worn.



## First Aid

For advice, contact the poisons information centre (phone 13 11 26 in Australia) or a doctor immediately. If in eyes, hold eyelids apart and flush the eye continuously with running water. Continue flushing until advised to stop by poisons information centre or doctor, or at least 15 minutes.

If skin or hair contact occurs, remove contaminated clothing and flush skin or hair with running water.



## Acid Spill Response

Bund and neutralise spills with soda ash or other suitable alkali. Dispose of residue as chemical waste or as per local requirements.



## If Electrolyte is Swallowed

Do NOT induce vomiting – give a glass of water. Seek immediate medical assistance.



## Exploding Battery

Batteries generate explosive gases during vehicle operation and when charged separately. Flames, sparks, burning cigarettes or other ignition sources must be kept away at all times. Exercise caution when working with metallic tools or conductors to prevent short circuits and sparks.



## Always Shield Eyes When Working Near Batteries

When charging batteries, work in a well-ventilated area - never in a closed room. Always turn battery charger or ignition off\* before disconnecting a battery.



<sup>#</sup>As extracted and interpreted by product manufacturer from the Battery Council International Service Manual, Chapter 2, Thirteenth Edition. \*In some vehicles, ignition may be required to be placed in accessory mode where electronic memory minder is present.



For more information on Century's range of products and services, contact your nearest Century sales office on **1300 362 287** or visit **[www.centurybatteries.com.au](http://www.centurybatteries.com.au)**



**Queensland**

37-65 Cobalt Street  
Carole Park, QLD 4300

**New South Wales**

17 Shale Place  
Eastern Creek, NSW 2766

**Victoria**

42-46 Dunlop Road  
Mulgrave, VIC 3170

**South Australia**

106-110 Hayward Avenue  
Torrensville, SA 5031

**Western Australia**

94B Harrison Road  
Forrestfield, WA 6058

**Tasmania**

2/23 Connector Park Drive  
Kings Meadows, TAS 7249



**Batteries that last and last**

Disclaimer: Century Yuasa Batteries Pty Ltd has compiled the data appearing in this guide from a variety of sources, including automobile manufacturer and unpublished information sources. Although the company believes these sources to be generally reliable, corroboration for some of the data has been either impossible or impractical to obtain. The company believes that the data presented is generally accurate for the purpose for which it is presented, however expressly disclaims any representation or warranty, expressed or implied, concerning the data or recommendations, and in no event shall be liable for loss or damage claimed to have arisen as a result of this guide.

BUILT FOR AUSTRALIA IN AUSTRALIA... THAT'S THE CENTURY DIFFERENCE