



Track

workspace
commercial furniture



Workstations



Track's modular design allows for practical and efficient resolution of all kinds of workstation challenges. Our highly experienced Planning team will prepare detailed and precise planning solutions for you, in 3D CAD drawing format, to accompany any proposal for an office layout.

Soft wired power and data within the Track system is standard. Self switching GPO's and data sockets can be located either above the desk top, in a flush-mounted power box, or under the desk in single or two tier cable baskets. The supply cables and data cables can be neatly contained within a flexible umbilical conduit from the floor or ceiling, or within a power blade integrated into any screen run.





Meeting Tables

You can apply the philosophy of coordinated design throughout any office by simply using Track for meeting tables as well as desks and workstations. It is perfect for larger tables, even boardroom tables - the floating top style and recessed frame rails and legs give plenty of room for more users without any hindrance.

Table tops can be specified in any finish including rich timber veneers, while the epoxy-coated steel frames can be specified in any colour. And if you need tables with mobility, special frames can be supplied with lockable castors.

During the development of the Track system, all materials and processes to be used in its manufacture have been assessed for their environmental sustainability. We source our flat panel materials, including low emission E0 and E1 rated products, from certified suppliers and we can supply many certified screen fabrics from Australian sources. Therefore, this system meets the stringent requirements of AFRDI Green and Blue Tick certification, which offers assurance to those seeking Green Star building accreditation. Furthermore, Track has undergone rigorous testing by AFRDI to AS4443 so you can be sure it has the strength and durability you are looking for.

The Track system is completely versatile allowing you to organise your space as you wish. The solution may be additional paper trays, an extra shelf, or a whole bookcase. Naturally, Track offers all of these.





Desk



As part of the Track system, our Track Desk is based on one principle - simplicity. With a powder-coated square stell frame, simple geometry is the key to the functionality of the Track Desk system.


Coupled with a range of worktop finishes and powder-coat options, the Track desk can blend into the background or make bold statements depending on the individual project requirement.






SPECIFICATIONS

Range	Workstation Desk Table
Leg Options	Track Straight Leg Track Angled Leg Track Hoop Leg
Features	Multiple configurations Multiple Finishes Stylish and functional accessories and screening options Strong durable construction Welded steel frame Floating top look Levelling Feet
Top Options	Parchment as standard Other materials available on request
Frame Options	Powder-coat steel (Dulux standard colour range) Other colours available on request
Screen Options	Pinnable or non-pinnable fabric covered board Echo panel Acrylic Prefinished melamine board Veneered Board Blackboard Magnetic Whiteboard Powdercoated steel
Extras	Modest panels Power and Data solutions Technician Height Adjustable option (up to 825mm)
Environment	All Track products can be recycled or re-purposed at the end of their functional life FSC and Green Steel options available on request
Accreditation	AFRDI Blue Tick Certified AFRDI Green Tick Certified Australian Made
Warranty	10 years

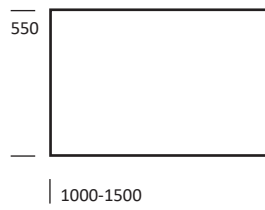


Options

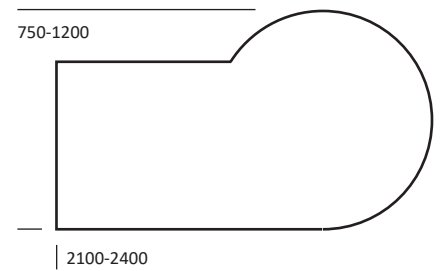
Desks and Tables



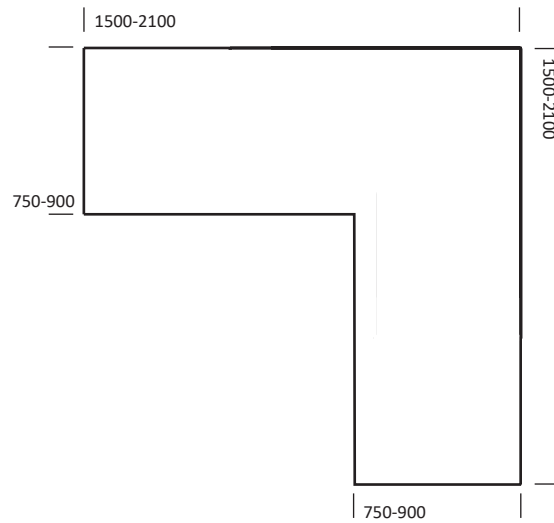
Returns



Conference ends



Workstations

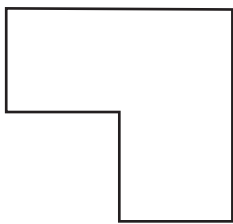


Workstation Screen Dimensions

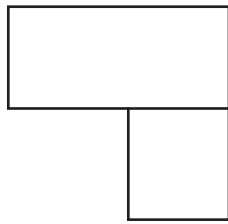
- Thickness 29mm
- Maximum Height 1350mm from floor
- Maximum Width 2400mm

*ALL TRACK RANGE HAS FIXED HEIGHT 720mm with 25mm top
Optional Technician Height Adjustable 685 - 825mm with 25mm top

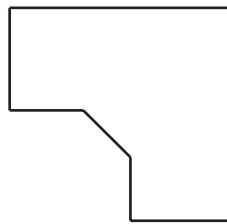
Workstation Work Zone Finishes



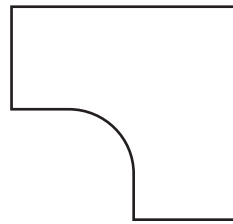
90° corner



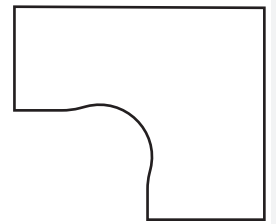
2pc 90° corner



Angled splay



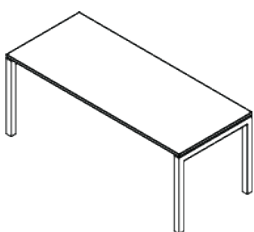
Internal curve



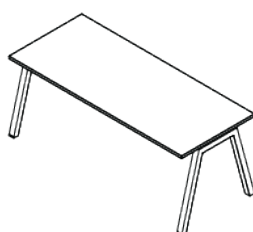
Cockpit

Other shapes available upon request

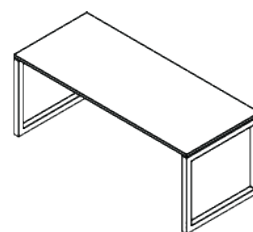
Options



Straight Leg



Angled Leg



Hoop Leg