

A hand is shown being washed under a modern, chrome faucet. Water is spraying from the faucet's spout onto the palm of the hand. The background is dark, making the water and the hand stand out. The faucet is sleek and cylindrical.

 AUTOFLO

2019-20 Product Guide

AUTOFLO *AutoAqua*

INNOVATION, ELECTRONICS & TAPWARE.

We specialise in delivering hygienic, water-saving solutions utilising electronic water control. Sleek design and modern technology come together in our products, which have stood the test of time, and will continue to advance into the future.

INTRODUCTION









The Autoflo 2019-20 Product Guide is a quick and easy to use reference guide to the Autoflo and AutoAqua range of standard products as of July 2018. There is a selection of electronic tapware suitable for use in a range of industries ranging from hospitality, public and private commercial, healthcare and hospitals, through to recreational facilities.

More information on Autoflo and AutoAqua products can be obtained from the website www.autoflo.com.au

Every effort is taken to ensure the accuracy of the contained information, however Autoflo reserve the right to make changes without notice in order to improve the products.

LEGEND

Indicates product specifications.

- | | | | |
|---|-----------------------------------|---|-----------------------------------|
|  | Mains Powered Operation |  | Number of Inline Filters |
|  | Battery Powered Operation |  | Custom Finishing Available |
|  | Automatic Sensor Range Adjustment |  | Multi-tap Installation Compatible |
|  | Manual Sensor Range Adjustment |  | 24hr Hygienic Self flush |

All Autoflo products proudly carry the Australian Made Logo.



AS/NZS 3718
WM 22306

All Autoflo products comply with Australian plumbing regulations.

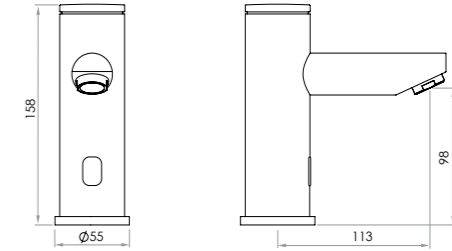




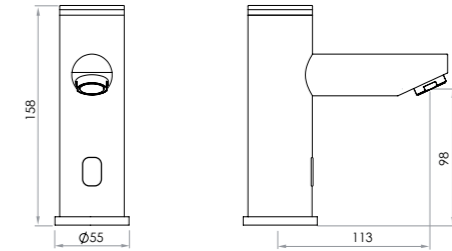
P I L L A R



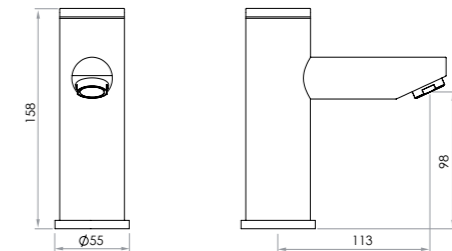
PILLAR - STD - B(100-0105) PILLAR - STD - M(100-0106)



PILLAR - GLOW (100-0181)



PILLAR - TOUCH (100-0183)

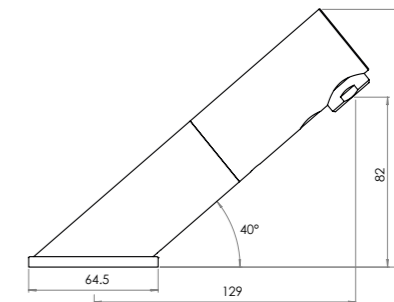
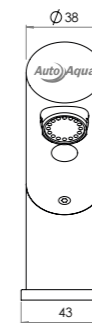


AUTOAQUA

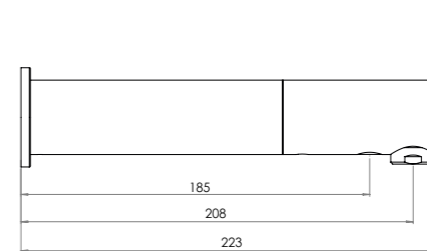
S38 Series



AutoAqua



AUTOAQUA S38 HOB ANGLE - STD - B (100-0191)
AUTOAQUA S38 HOB ANGLE - STD - M (100-0192)



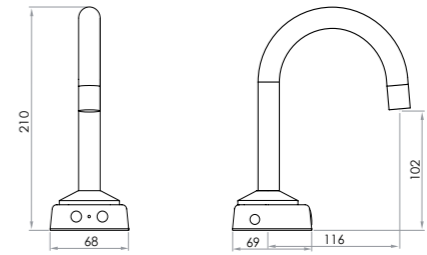
AUTOAQUA S38 WALL - STD - B (100-0193)
AUTOAQUA S38 WALL - STD - M (100-0194)



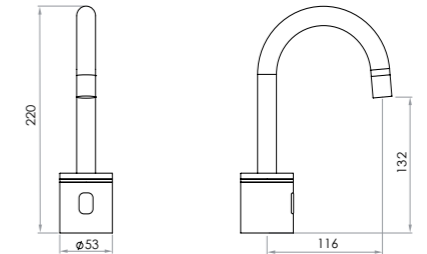
GOOSENECK



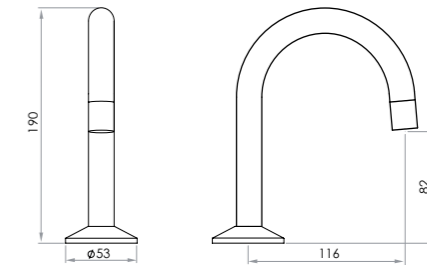
GOOSENECK - AA2 (100-0175)



GOOSENECK - GLOW (100-0108)



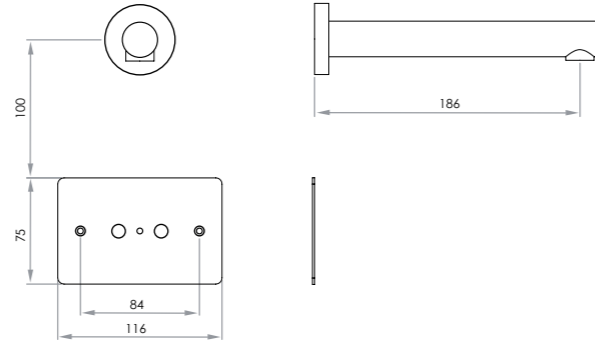
GOOSENECK - FOOT (100-0195)



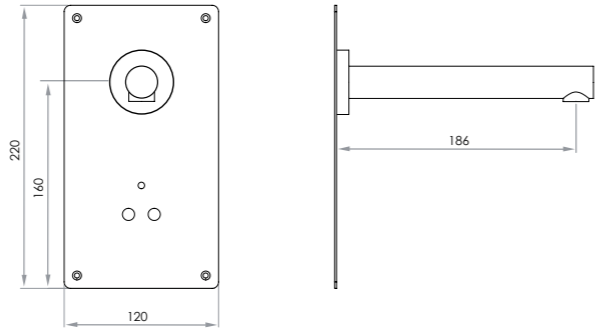
WALL MOUNT



WALL MOUNT-AA2-MH(100-0177) WALL MOUNT-AA2-B(100-0178)



WALL MOUNT-AA2-L (100-0189)



BESPOKE

Bespoke solutions created for your unique visions.

Should you have a custom need for electronic tapware that requires design outside our standard range of products, we can create a bespoke solution for you.

Our suite of standards approved electronics and water control devices gives us the flexibility to adapt and change to multiple design possibilities.

Let us know if you are looking for a unique electronic tapware solution.



The logo features a stylized lowercase 'a' in black with a blue 'f' integrated into its right side. To the left of the 'a' are three vertical black lines of varying heights.

AUTOFLO

WWW.AUTOFLO.COM.AU