



# Aussietecture Price List

Walling, Flooring & Landscaping

*Choices made easy*

Lidcombe - Canberra - Toowoomba

# Who is Aussietecture?

Aussietecture specializes in the production and supply of high-end natural stone. We are fortunate enough to have some of the world's best stone resources right here on our doorstep. Our factory and highly experienced stonemasons transform each stone into sustainable building products.

Showrooms in Sydney and Toowoomba showcase our complete range.

In addition to our local "Australian" range, our procurement team travels around the world in search for the highest quality products. We often find ourselves working in factories overseas perfecting products and making them more adaptable to our market. This is just another point of difference which we offer, the reason we do it is because we are passionate about what we do.

*We have many years of hands on experience in quarrying and in the construction industry and this enables us to visualize each and every product we make in place. Would we like to lay it? Would we like to use it? How will it suit the application? Will it be suitable in the surroundings? Having this experience gives our customers peace of mind and is an advantage we have over just being sales people.*





# Colonial Walling

SIMPLE AND UNIQUE



Our Colonial wall cladding is designed to replicate the traditional stone block walls or what some refer to as ballast blocks. All the pieces are split in square and rectangles which makes for easy installation, potentially resulting in cheaper installation costs.



# Colonial Range



## Ranch

Walling: \$195/m2  
Corners: \$195/lm



## Jericho

Walling: \$105/m2  
Corners: \$105/lm



## Weipa

Walling: \$105/m2  
Corners: \$115/lm



## Simpson

Walling: \$105/m2  
Corners: \$115/lm



## Quilpie

Walling: \$105/m2  
Corners: \$105/lm



## Hawker

Walling: \$105/m2  
Corners: \$105/lm



## Banded

Walling: \$135/m2  
Corners: \$135/lm



## Beltana

Walling: \$105/m2  
Corners: \$105/lm




## White

Walling: \$135/m2  
Corners: \$135/lm

*\*All prices are not including GST and delivery.*





# Irregular Walling

## NATURAL & IRREGULAR STONE



Our Irregular wall cladding range comes in individual pieces of stone which are used widely by leading architects, developers and designers. Whether you are building, remodelling or designing your very own dream DIY project, our irregular stone wall cladding has the perfect stone profile to fit your needs.



# Irregular Range



## Laverton

Walling: \$95/m<sup>2</sup>  
Corners: \$95/lm



## Beltana

Walling: \$95/m<sup>2</sup>  
Corners: \$95/lm



## Tilpa

Walling: \$95/m<sup>2</sup>  
Corners: \$95/lm




## Eyre

Walling: \$95/m<sup>2</sup>  
Corners: \$95/lm



## White

Walling: \$149/m<sup>2</sup>  
Corners: \$165/lm



## Atherton

20-40mm: \$115/m<sup>2</sup>  
40-70mm: \$130/m<sup>2</sup>  
70-100mm: \$180/m<sup>2</sup>  
  
Atherton Corners  
20-40mm: \$145/lm  
40-70mm: \$160/lm  
70-100mm: \$210/lm



## Ranch

Walling: \$139/m<sup>2</sup>  
Corners: \$155/lm

*\*All prices are not including GST and delivery.*






# Linear Walling

## TRADITIONAL SANDSTONE

Natural stone makes homes more sophisticated and elegant. People perceive it to be high quality and to have high value, because this perception is true, the more genuinely homeowners build, the more unique their home will be. Not only will the resale value be higher, but their home will be as genuine as they are.




# Linear Range




**Kirra Banded**

Walling: \$145/m<sup>2</sup>  
Corners: \$195/lm



**Kirra White**

Walling: \$145/m<sup>2</sup>  
Corners: \$195/lm




**Kirra Ranch**

Walling: \$225/m<sup>2</sup>  
Corners: \$255/lm



**Rockface Ranch**

Walling(30mm): \$245/m<sup>2</sup>  
Corners(30mm): \$265/lm  
Walling(50mm): \$285/m<sup>2</sup>  
Corners(50mm): \$305/lm



**Rockface White**

Walling(30mm): \$159/m<sup>2</sup>  
Corners(30mm): \$195/lm  
Walling(50mm): \$195/m<sup>2</sup>  
Corners(50mm): \$245/lm



**Rockface Banded**

Walling(30mm): \$149/m<sup>2</sup>  
Corners(30mm): \$195/lm  
Walling(50mm): \$185/m<sup>2</sup>  
Corners(50mm): \$245/lm



**Rockface**

Walling: \$105/m<sup>2</sup>  
Corners not available



**Antique**

Walling: \$149/m<sup>2</sup>  
Corners: \$225/lm



**3 Set Stone**

Walling: \$149/m<sup>2</sup>  
Corners: \$195/lm

*\*All prices are not including GST and delivery.*





# Natural Floors

## FEELINGS AND TEXTURES

Throughout history, natural stone has been the premier building material all over the world. Its timeless elegance and lasting durability made it ideal in countless applications for European, Egyptian and Asian royalty. Building with stone genuinely means using pure stone in all your applications and never settling for less than authenticity.



# Natural Floors Range



## **Banded Brown Sandstone Paver**

600x400/400x400x30mm: \$110/m<sup>2</sup>  
800x400x30mm: \$115/m<sup>2</sup>  
600x400/400x400x50mm: \$135/m<sup>2</sup>  
800x400x50mm: \$140/m<sup>2</sup>



## **Teakwood Honed Tile & Paver**

600x400x20mm: \$59/m<sup>2</sup>  
600x400x30mm: \$75/m<sup>2</sup>  
600x400x40mm: \$105/m<sup>2</sup>



## **Teakwood Sandblasted**

600x400x20mm: \$65/m<sup>2</sup>



## **ILUKA Sawn Bluestone**

800x400x20mm: \$89/m<sup>2</sup>  
600x400x30mm: \$99/m<sup>2</sup>



## **Ashford Grey Granite**

600x400x15mm: \$99/m<sup>2</sup>  
600x400x30mm: \$115/m<sup>2</sup>



## **Loxton Limestone**

600x400x15mm: \$105/m<sup>2</sup>  
600x400x30mm: \$125/m<sup>2</sup>



## **Jindera Limestone**

610x406x15mm: \$89/m<sup>2</sup>  
610x406x30mm: \$115/m<sup>2</sup>



## **Bell Grey Porphyry**

1210x400x15mm: \$95/m<sup>2</sup>  
600x400x30mm: \$105/m<sup>2</sup>



## **Byron Limestone**

400X600X30mm: \$99/m<sup>2</sup>

*\*All prices are not including GST and delivery*



# Natural Floors Range



**Appin Tumbled Limestone**

600x400x30mm: \$75/m2  
900x600x30mm: \$85/m2



**Koonya Tumbled Marble**

600x400x30mm: \$89/m2



**Byron Tumbled Limestone**

600 x 400 x 20mm: \$89/m2  
600 x 400 x 30mm: \$99/m2



**Derby Tumbled Limestone**

600x400x12mm: \$85/m2  
French Pattern 12mm: \$85/m2  
600x400 x30mm: \$95/m2  
French Pattern 30mm: \$95/m2



**Bindoon Tumbled Limestone**

600x400x12mm: \$89/m2  
French Pattern 12mm: \$89/m  
600x400x30mm: \$105/m2  
French Pattern 30mm: \$105/m



**Cattai Tumbled Marble**

600x400x12mm: \$89/m2  
French Pattern 12mm: \$89/m  
600x400x30mm: \$105/m2  
French Pattern 30mm: \$105/m



**Travertine Classic**

610x406x12mm: \$75  
French Pattern 12mm: \$75  
600x400x30mm: \$79/m2  
French Pattern 30mm: \$79/m2



**Venetian Marble Sandblasted**

610x406x30mm: \$105/m2



**Silver Blue Travertine Tumbled**

610x406x12mm: \$89/m2  
French Pattern 12mm: \$89/m  
610x406x30mm: \$99/m2  
French Pattern 30mm: \$99/m

*\*All prices are not including GST and delivery*



# Natural Floors Range

---



**Pinjarra Antique Marble**

600x400x15mm: \$95/m<sup>2</sup>

F.Pattern 13mm: \$95/m<sup>2</sup>

600x400x30mm Pencil Edge: \$49ea

600x400x30mm B/nose Edge: \$49ea



**Gundy Antique Marble**

600x400x15mm: \$89/m<sup>2</sup>

F.Pattern, Chiseled Edge 15mm: \$79

600x400x30mm Pencil Edge: \$49ea

600x400x30mm B/nose Edge: \$49ea



**Oberon Antique Marble**

600x400x15mm: \$85/m<sup>2</sup>

F.Pattern, Chiseled Edge 13mm: \$85

600x400x30mm Pencil Edge: \$49ea

600x400x30mm B/nose Edge: \$49ea

*\*All prices are not including GST and delivery*



# Natural Floors Range

## Crazy Paving

Australian Sandstone Crazy Paving (Available in Banded, banded brown)



**Banded**



**Banded Brown**

30mm: \$79/m<sup>2</sup>

50mm: \$99/m<sup>2</sup>

These are factory off cuts.



**Silver Travertine Crazy Paving**

30mm: \$85/m<sup>2</sup>



**Atherton Crazy Paving**

20-40mm: \$115/m<sup>2</sup>



**Iluka Crazy Paving**

30mm: \$99/m<sup>2</sup>

*\*All prices are not including GST and delivery.*



# Natural Floors Range

## Cobblestones



**Orford Quartzite Cobble**  
90x90x30mm: \$119/m<sup>2</sup>



**Quorn Quartzite Brick Pattern**  
90x90x30mm: \$119/m<sup>2</sup>




**Aussie Black Granite Cobble**  
100x100x30mm: \$119/m<sup>2</sup>



**Derby Tumbled Limestone Cobble**  
90x90x30mm: \$79/m<sup>2</sup>



**Travertine Tumbled Cobble**  
90x90x30mm: \$79/m<sup>2</sup>



**Bindoon Limestone Cobble**  
100x100x30mm: \$79/m<sup>2</sup>




**Cattai Tumbled Marble Cobble**  
90x90x30mm: \$79/m<sup>2</sup>



**Kingston Split Face Porphyry Loose Cobble**  
100x100x20-40mm: \$119/m<sup>2</sup>

*\*All prices are not including GST and delivery.*





# Landscape

## GARDEN IDEAS

Look around your garden and see what's thriving and you'll have a good idea of what to add.

It's very important to have barriers between your lawn and your house, you want to have a strong edging that can adjust into the landscape.



# Landscape Range



**Split blocks**

400x200x120mm wide  
random lengths x 200 x 120mm  
\$40/lm



**Capping stones**

random lengths x 150x50mm: \$35/lm  
random lengths x 200x50mm: \$40/lm  
random lengths x 250x50mm: \$50/lm  
random lengths x 300x50mm: \$60/lm  
random lengths x 350x50mm: \$70/lm  
random lengths x 400x50mm: \$75/lm  
*split two long sides*



**Garden edge**

random lengths x 200 high x 50mm  
\$35/lm

**\*Available in colour Banded, Banded brown & White.**




**Sandstone Stepper**

300 x 300 x 40mm approx: \$49 each  
500 x 400 x 40mm approx: \$59 each



**Bluestone Stepper**

approx 800-1000 x 30mm  
\$75each



**Split Australian Sandstone Logs**

1000mm x 500mm x 500mm  
(600kg each)  
\$135 each

**\*All prices are not including GST and delivery.**





# CHOICES MADE EASY

[sales@aussietecture.com.au](mailto:sales@aussietecture.com.au)

## **Lidcombe:**

46 Adderley St East, Lidcombe, NSW 2141, Australia

02 8378 0730

## **Canberra**

37 Endurance Ave Queanbeyan East NSW 2620

02 8378 0730

## **Toowoomba:**

145 North St, Toowoomba, QLD 4350, Australia

07 3112 7562

