

BEEF BOSS

Livestock Equipment

Established 1964 100% Australian Made



AUSTRALIAN MADE FOR AUSTRALIAN CONDITIONS

FAMILY BUSINESS | ESTABLISHED 1964



100% AUSTRALIAN MADE • 100% AUSTRALIAN OWNED

1300 783 358 | WWW.HANSGROUP.COM.AU

ABOUT US

- ✓ Extensive Dealer Network
- ✓ Servicing QLD, NSW and NT



Why Beef Boss?

- ✓ Australian Made
- ✓ Queensland, New South Wales Dealer Network and Northern Territory
- ✓ Custom Design Yard Systems

Choose your Beef Boss

Beef Boss is a trusted name when it comes to livestock handling equipment and feeders. Our range of handling equipment and feeders are designed and built by people in the livestock industry. This gives us a unique insight into what works and what doesn't.

From one or two head to large herd numbers, we have the equipment to suit your individual needs.

Which side do you work on?

All of our crushes are available in either "nearside" or "offside" operation, depending on which side of the animal you nominate to work from.

Nearside means that the operation is on the animal's left.

Offside means the operation side is to the animal's right.

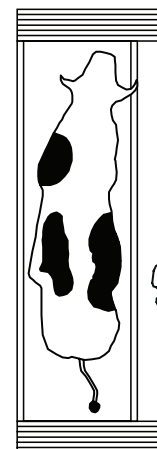
Nearside

Operate from the **left** side of the animal



Offside

Operate from the **right** side of the animal



BROLGA CRUSHES

The Brolga range is ideal for small herd applications. It is designed for general cattle handling with safety of the animal and operator its primary objectives. Proven design from one of the oldest manufacturers in the industry.



Features


- ✓ 50 x 50 x 2.00mm Frame with 59 Oval Rail
- ✓ Grease Nipples on Swing Arm Pivots
- ✓ Rugged Ratchet Operation
- ✓ Split Gates on Operating Side
- ✓ Fully Sheeted Rear Slide Door
- ✓ Full Walk Through Vet Section Available
- ✓ Weight Scale Feet
- ✓ Suit Gallagher & True Test Scales

Options

- ✓ Near or Offside Operation
- ✓ Checker Plate Floor
- ✓ Baulk Gate
- ✓ Anti-backing Mechanism
- ✓ Rear Handle Operation (Vet Crush Only)
- ✓ Bayonet Squeeze
- ✓ Split Gates Both Sides



Brolga Headbale



Brolga Headlifter



Brolga Vet Standard



Brolga Short Crush

Notes

MULGA CRUSHES



Mulga Vet Crush with Bayonet Squeeze

Features

- ✓ 50 x 50 x 2.50mm Frame with 115 Oval Rails
- ✓ Full Walk Through Vet Section
- ✓ Bayonet Side Squeeze
- ✓ Rear Handle Operation
- ✓ Grease Nipples on Swing Arm Pivots
- ✓ Rugged Ratchet Operation
- ✓ Split Gates on Operating Side
- ✓ Fully Sheeted Rear Slide Door
- ✓ Anti-backing Mechanism

Options

- ✓ Near or Offside Operation
- ✓ Parallel Side Squeeze
- ✓ Bulk Gate
- ✓ Split Gates Both Sides
- ✓ Checker Plate Floor
- ✓ Headlifter

The Mulga range is ideal for medium sized herd applications. It is designed for general cattle handling with safety of the animal and operator, its primary objective. Proven design from one of the oldest manufacturers in the industry.



Mulga Vet Crush with parallel side squeeze




Hans Head Lifter

Notes

IRONBARK CRUSHES

The Ironbark range is ideal for large sized herd applications. It is designed for general cattle handling with safety of the animal and operator, its primary objective proven design from one of the oldest manufacturers in the industry.



Features


- ✓ 65 x 65 x 2.50mm Frame with 115 Oval Rails
- ✓ Full Walk Through Vet Section
- ✓ Parallel Side Squeeze
- ✓ Needle Gates on Operating Side
- ✓ Rear Handle Operation
- ✓ Grease Nipples on Swing Arm Pivots
- ✓ Rugged Ratchet Operation
- ✓ Split Gates on Operating Side
- ✓ Fully Sheeted Rear Slide Door
- ✓ Anti-backing Mechanism



Ironbark Crush

Options

- ✓ Near or Offside Operation
- ✓ Bulk Gate
- ✓ Split Gates Both Sides
- ✓ Checker Plate Floor
- ✓ Headlifter



Needle Gates

Notes

CALF CRADLE

This is a cost effective solution for working calves. It is designed for small to medium herd sizes. The cradle can be supplied with freestanding frame or mounting points matched for existing yards systems.



Options

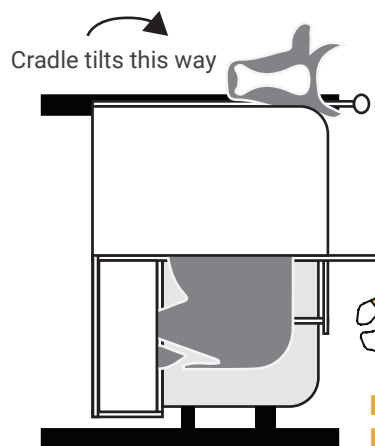
- ✓ Near or Offside Operation
- ✓ Calf Race
- ✓ Calf Slide Gate
- ✓ Calf Drafting Gates

Highlights

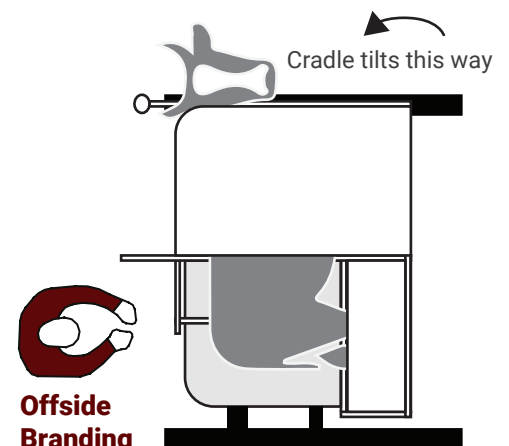
- ✓ Proven Design
- ✓ Comfortable Work Height
- ✓ Pre-galvanised Construction
- ✓ Large Access Gate for Marking and Cutting
- ✓ Full Support for Animal
- ✓ Expanded Mesh Floor
- ✓ Rugged Ratchet Closing Mechanism



Calf Race



Nearside Branding



Offside Branding

Notes

HAY FEEDERS

Beef Boss™ Livestock Equipment manufactures a wide range of hay feeders to suit different sized hay bale and paddock applications. They are available in different trough heights to suit specific livestock needs.




Mesh Hay Feeder

- ✓ 1200 x 1000 mm
- ✓ 1800 x 1000 mm
- ✓ 2400 x 1000 mm
- ✓ 3600 x 1000 mm



Roundbale Ring Feeders

- ✓ 2 piece Configuration
- ✓ Traditional with Bars
- ✓ Mesh Bottom up to 600 mm
- ✓ Sheeted Bottom up to 600 mm
- ✓ Suits up to 1800 mm Bales



Heavy Duty Hay Feeders

- ✓ Suits Large Range Round Bales
- ✓ 1500 x 1500 mm
- ✓ 2400 x 1500 mm
- ✓ 3000 x 1500 mm
- ✓ 3600 x 1500 mm

Notes

GRAIN FEEDERS



All Beef Boss™ Livestock Equipment grain feeders are manufactured using only the highest quality pre-galvanised materials. It has been design proven through years of in the field operation. Pressed and MIG welded steel construction give you a product that will last for years in the pasture.

Double Sided Feeders

- ✓ 1200 mm Grain Self Feeder (approx 300 kg capacity)
- ✓ 1800 mm Grain Self Feeder (approx 2000 kg capacity)
- ✓ 2400 mm Grain Self Feeder (approx 3000 kg capacity)
- ✓ 3600 mm Grain Self Feeder (approx 4000 kg capacity)

Options

- ✓ Wheel Assemblies Available on 2000 kg and 3000 kg
- ✓ Creep Gates Available
- ✓ Larger Shoot for Cotton Seed

Combination Hay/Grain Feeder

- ✓ 2400 mm Long Combination Feeder

Single Sided Feeders

- ✓ 1800 mm Long
- ✓ 2400 mm Long
- ✓ 3600 mm Long

Double Sided Sheep Feeder

- ✓ 2400 mm Grain Self Feeder (approx 2000 kg capacity)



2400mm Grain Feeder



Grain Feeder on Wheels



Highlights

- ✓ Access Ladders
- ✓ Mounted on Pipe Skids
- ✓ Easy Open Lids
- ✓ Internal Bracing
- ✓ Adjustable Feed Rate



2400mm Sheep Grain Feeder

Notes

LOADING RAMP

Knock down or demountable Loading Ramps are a cost effective way for loading and unloading cattle. Easily transported and assembled on site. Maintenance free pre-galvanised construction for long service life. Strong braced construction able to handle heavy livestock.



Loading ramp with grid mesh walk way and hand rail



Timber Floor

Steel Floor

Range Specification

- ✓ Available in either 3.0 m or 3.6 m
- ✓ 50 x 50 Construction
- ✓ Fully Adjustable
- ✓ 300 mm Side Sheeting as Standard
- ✓ Available with Either Hard Wood Timber or Steel Floor

Options

- ✓ Sheeted up to 600 mm High
- ✓ Wheel and Coupling Assembly
- ✓ Grid Mesh Walkway and Handrail

Highlights

- ✓ Knock Down Construction for Easy Transport and Assembly
- ✓ Adjustable Height
- ✓ Rolled Bows for Improved Strength

Notes

PORTABLE CATTLE PANELS

Portable Cattle Panels are the easiest way to set up a livestock yard. Hans manufacture cattle panels to a number of standard sizes and custom manufacture by request. All steel plate and tube is processed using CNC machinery to ensure close tolerances. Pre-galvanised tube and zinc plated fittings used. Wherever cut, weld or ground, zinc rich paint is applied.



Sheep & Goat Panels

- ✓ Australian Made
- ✓ Includes Panel Pins
- ✓ **40 x 40 Legs with 30 x 30 Rails available in:**
 - 2100 x 1000 6 Rail
 - 2800 x 1000 6 Rail
 - 2100 x 1200 7 Rail
 - 2800 x 1200 7 Rail

Portable Horse Yard Panels

- ✓ Australian Made
- ✓ Includes Panel Pins
- ✓ **2100 x 1800 5 Rail Panel available in:**
 - 40 x 40 x 1.60 mm
 - 59 Oval Rail 1.60 mm

Portable Yard Panels

- ✓ Australian Made
- ✓ Includes Panel Pins
- ✓ **2100 x 1800 6 Rail Panel available in:**
 - 40 x 40 x 1.60 mm
 - 59 Oval Rail 1.60 mm
 - 50 x 50 x 1.60 mm
 - 40 x 40 x 2.00 mm
- ✓ **2100 x 1800 5 Rail Panel available in:**
 - 115 Oval Rail 2.0 mm

Notes

PORTABLE YARD COMPONENTS

Portable Yard Systems not only give you the benefit of a quick assembly, the modular nature of these systems means you can always vary their configuration or increase the size with the addition of more components. Beef Boss™ Livestock Equipment manufactures a complete range of portable yards components.



Portable Gate in Frame

Portable Yard Components

- ✓ Australian Made
- ✓ Panel Pins
- ✓ Gate in Frame 2100 x 2400
- ✓ Horse Gate in Frame 2100 x 3000
- ✓ Double Gate in Frame 4200 x 2400
- ✓ Sliding Race Gate 800 x 2000
- ✓ Man Gate in Frame 1000 x 2400
- ✓ Race Bow 800 x 2000
- ✓ Man Gate in Panel 2100 x 1800

Available in:

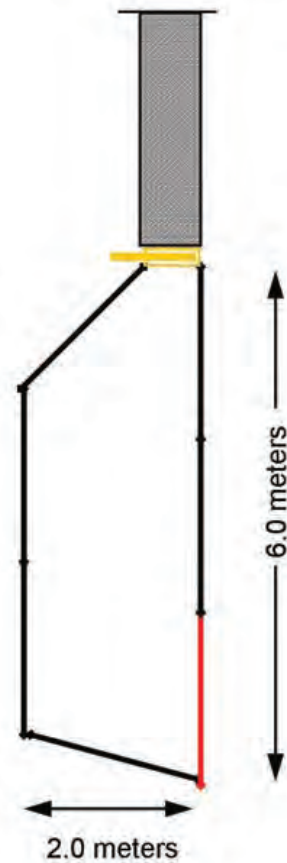
- ✓ 40 x 40 x 1.60 mm
- ✓ 59 Oval Rail 1.60 mm
- ✓ 50 x 50 x 1.60 mm
- ✓ 40 x 40 x 2.00 mm
- ✓ 115 Oval Rail 2.00 mm











Slide Gate

Notes

5 HEAD YARDS

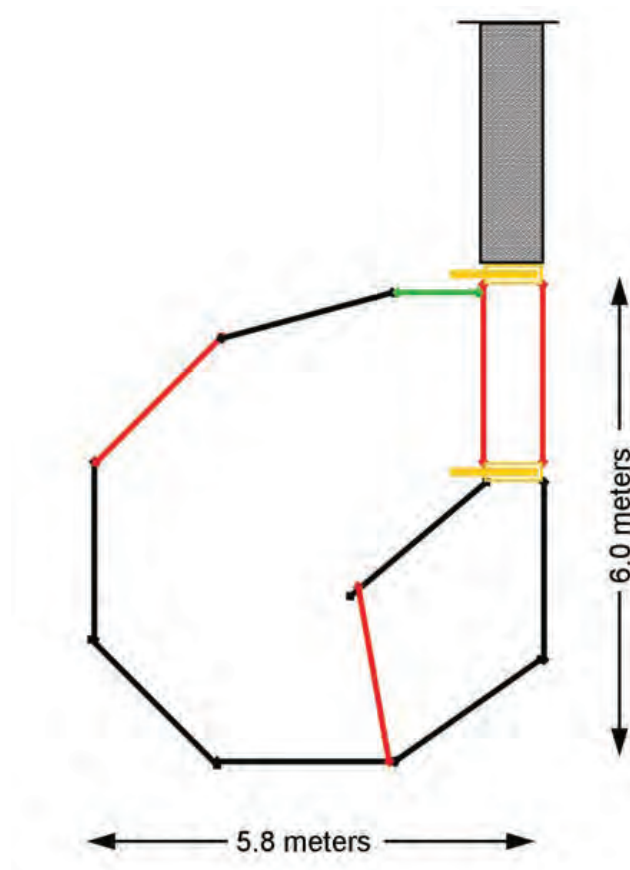


Legend	No	Product	QtyReq	Unit Amount \$	Total Amount \$
	1.	3.0 m Loading Ramp	1	\$	\$
	2.	Sliding Gate	1	\$	\$
	3.	2.0 m Gate in Frame	1	\$	\$
	4.	2.0 m in Panel	6	\$	\$
	5.			\$	\$
	6.			\$	\$
	7.			\$	\$
	8.	Delivery		\$	\$
Total Amount for yards Inc GST					\$

NB capacities and dimensions stated are approximate

Notes

5-8 HEAD YARDS

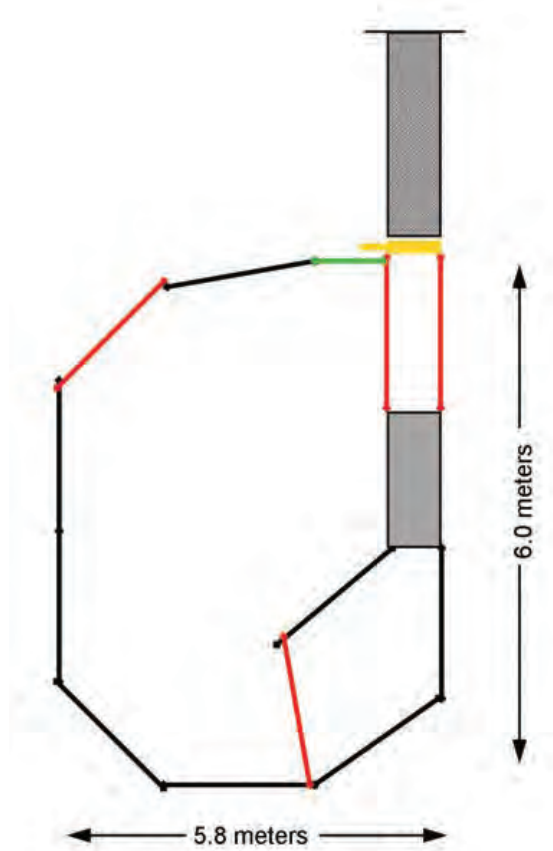


Legend	No	Product	QtyReq	Unit Amount \$	Total Amount \$
	1.	3.0 m Loading Ramp	1	\$	\$
	2.	Sliding Gate	2	\$	\$
	3.	2.0 m Gate in Frame	4	\$	\$
	4.	2.0 m Panel	7	\$	\$
	5.	1.0 Gate in Frame	1	\$	\$
	6.			\$	\$
	7.			\$	\$
	8.	Delivery		\$	\$
Total Amount for yards Inc GST					\$

NB capacities and dimensions stated are approximate

Notes

10-15 HEAD YARDS











Legend	No	Product	QtyReq	Unit Amount \$	Total Amount \$
	1.	3.0 m Loading Ramp	1	\$	\$
	2.	Short Crush	1	\$	\$
	3.	Sliding Gate	1	\$	\$
	4.	2.0 m Gate in Frame	4	\$	\$
	5.	1.0 m Gate in Frame	1	\$	\$
	6.	2.0 m Panel	8	\$	\$
	7.			\$	\$
	8.	Delivery		\$	\$
	Total Amount for yards Inc GST				\$

NB capacities and dimensions stated are approximate

Notes

25-35 HEAD YARDS

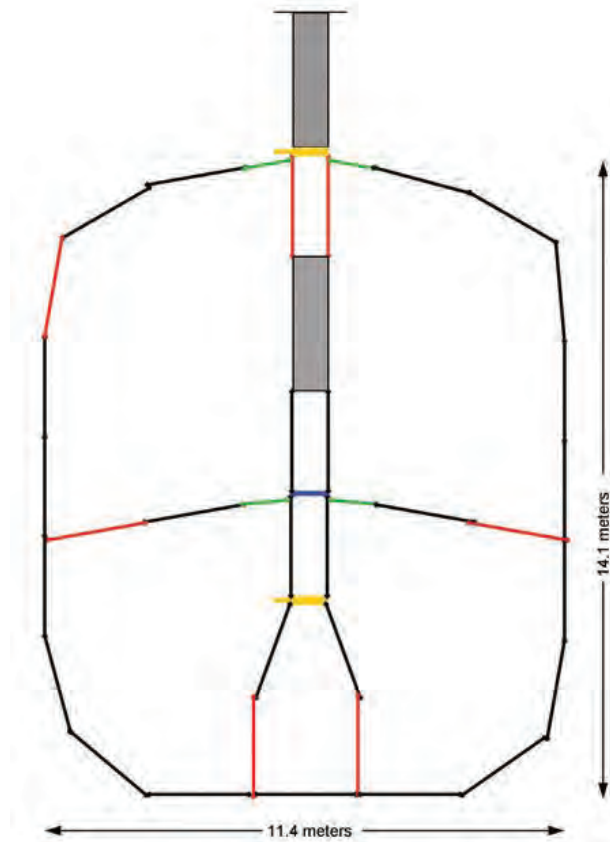


Legend	No	Product	QtyReq	Unit Amount \$	Total Amount \$
	1.	3.0 m Loading Ramp	1	\$	\$
	2.	Vet Crush	1	\$	\$
	3.	Sliding Gate	2	\$	\$
	4.	2.0 m Panel	5	\$	\$
	5.	1.0 m Gate in Frame	2	\$	\$
	6.	2.0 m Panel	16	\$	\$
	7.	Race Bow	1	\$	\$
	8.	Delivery		\$	\$
	Total Amount for yards Inc GST				\$

NB capacities and dimensions stated are approximate

Notes

55-65 HEAD YARDS

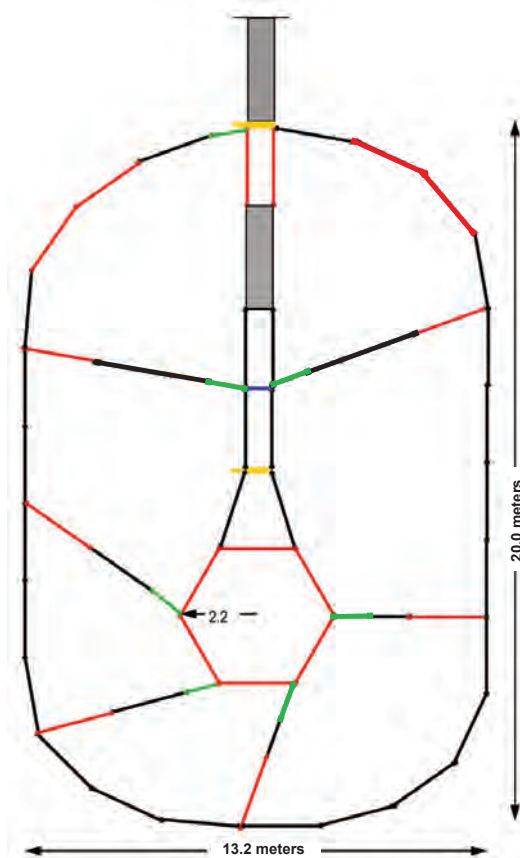


Legend	No	Product	QtyReq	Unit Amount \$	Total Amount \$
	1.	3.0 m Loading Ramp	1	\$	\$
	2.	Vet Crush	1	\$	\$
	3.	Sliding Gate	2	\$	\$
	4.	2.0 m Gate in Frame	7	\$	\$
	5.	1.0 m Gate in Frame	4	\$	\$
	6.	2.0 m Panel	26	\$	\$
	7.	Race Bow	1	\$	\$
	8.	Delivery		\$	\$
	Total Amount for yards Inc GST				\$

NB capacities and dimensions stated are approximate

Notes

90-120 HEAD YARDS

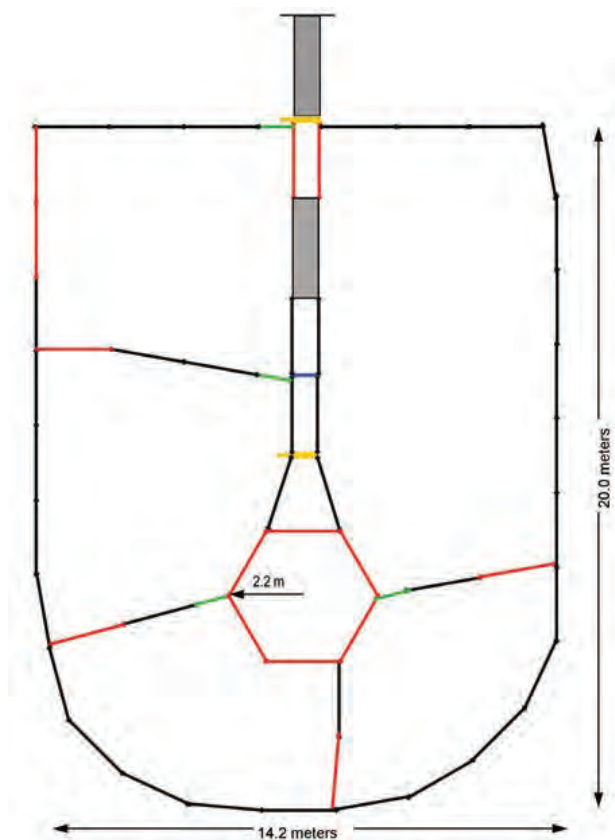


Legend	No	Product	QtyReq	Unit Amount \$	Total Amount \$
	1.	3.0 m Loading Ramp	1	\$	\$
	2.	Vet Crush	1	\$	\$
	3.	Sliding Gate	2	\$	\$
	4.	2.0 m Gate in Frame	18	\$	\$
	5.	1.0 m Gate in Frame	7	\$	\$
	6.	2.0 m Panel	36	\$	\$
	7.	Race Bow	1	\$	\$
	8.	Delivery		\$	\$
	Total Amount for yards Inc GST				\$

NB capacities and dimensions stated are approximate

Notes

120-150 HEAD YARDS



Legend	No	Product	QtyReq	Unit Amount \$	Total Amount \$
	1.	3.0 m Loading Ramp	1	\$	\$
	2.	Vet Crush	1	\$	\$
	3.	Sliding Gate	2	\$	\$
	4.	2.0 m Gate in Frame	12	\$	\$
	5.	1.0 m Gate in Frame	4	\$	\$
	6.	2.0 m Panel	38	\$	\$
	7.	Race Bow	1	\$	\$
	8.	Delivery		\$	\$
Total Amount for yards Inc GST					\$

NB capacities and dimensions stated are approximate

Notes

SKETCH A PLAN TO SUIT



1m grid

Notes



BEEF BOSS LIVESTOCK EQUIPMENT



1300 783 358



www.hansgroup.com.au



sales@hansgroup.com.au



330 Warwick Road, Yamanto
(near Ipswich) QLD 4305
Australia

