





Contents...

About WillPlay	4	
The Process	10	
Fairytale Adventure	16	
PlayPark	28	
Treehouse	48	
Giant Treehouse	54	
Goliath Tower	62	
Bespoke	72	
Activity Net	82	
Street Climber	86	
Boxie Climb	94	
Giant Tunnel	100	
Cableway	104	
Swings	110	
Freestanding	120	
Springers	130	
Sand and Water Play	142	
Littlies	148	
Sensory	162	
Urban Warrior	168	
Bounce Mats	176	
Sports	180	
Bike Track	186	
Doggy Park	192	
Colours	196	
Warranty	200	
Material Spec	202	

ABOUT WILLPLAY

About WillPlay

WillPlay is a family-owned Australian business operating out of Bundaberg, Queensland. We specialise in designing and manufacturing playground and outdoor fitness equipment for use in a variety of commercial sectors, including parks, schools, and hospitality.

We take pride in our commitment to quality, safety, and environmental responsibility, which is reflected in our Integrated Management System. Our system is designed to comply with ISO 9001:2015 for quality, ISO 45001:2018 for safety, and ISO 14001:2015 for environmental standards.

The Team

At WillPlay, our dedicated design and sales teams have a wealth of experience in creating and manufacturing playground and fitness equipment that is tailored specifically for the Australian market.

We take pride in our in-house manufacturing facility, which allows us to constantly innovate and develop new product designs and materials that offer industry-leading play value and quality. Our passion for design and development is reflected in our commitment to creating equipment that is safe, durable, and engaging for children of all ages.

Value

WillPlay's systems are built with premium materials, such as aluminium, stainless steel, and recycled plastics. We take pride in using these materials as standard across all of our products, eliminating the need for costly upgrades to 'Coastal Spec' options. With WillPlay, you can trust that our equipment is built to last and withstand the elements, without sacrificing quality or safety.

JAS-ANZ



This publication and its content is copyright of WillPlay PTY. LTD.
© Copyright 2023 WillPlay PTY. LTD. All rights reserved.

WillPlay reserves the right to change or modify colours, designs and detail without notification.



Caring for the Environment

“Our vision is to operate our business in a sustainable and responsible way”

At WillPlay, we are committed to sustainable development, which means meeting the needs of the present without compromising the ability of future generations to meet their own needs. We believe that this principle is essential to our continued success and growth. As part of this commitment, we strive to follow industry-specific best practices in environmental performance, to meet the expectations of our stakeholders, employees, and the wider community.

We design our products to last, and we are committed to caring for the environment and preserving resources for future generations. To this end, we have made a number of commitments, including:

- Designing and manufacturing our products using recycled and recyclable materials.
- Creating products that can be easily recycled at the end of their usable lifecycle.
- Supporting suppliers and contractors who have sound environmental policies and practices.
- Reducing raw material waste through the use of digital manufacturing techniques.
- Conducting our operations in a way that minimises environmental risk and eliminates adverse environmental impacts wherever possible.

By embracing these commitments, we are working to create a more sustainable future for ourselves and for future generations.



A U S T R A L I A N M A D E

Our commitment to Australian Manufacturing

At WillPlay, we take great pride in our Australian-made products, which are designed and manufactured in our facility in Bundaberg. Our highly skilled teams are dedicated to delivering industry-leading quality and design, and we prioritise the use of locally sourced materials whenever possible. By using materials from reputable Australian manufacturers, we ensure that our products are of the highest quality and meet our stringent standards.

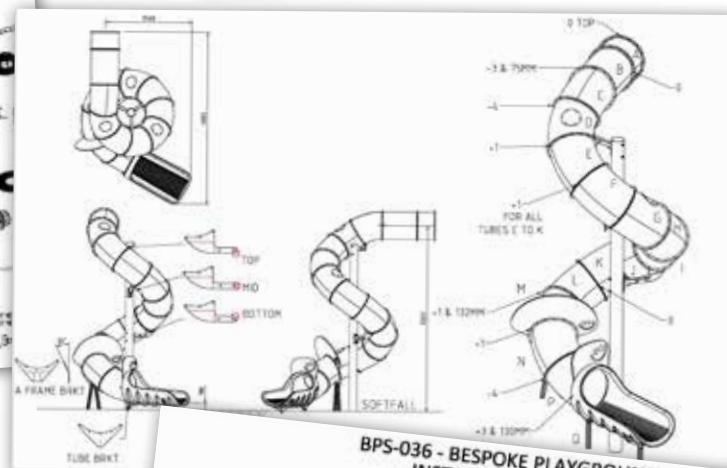
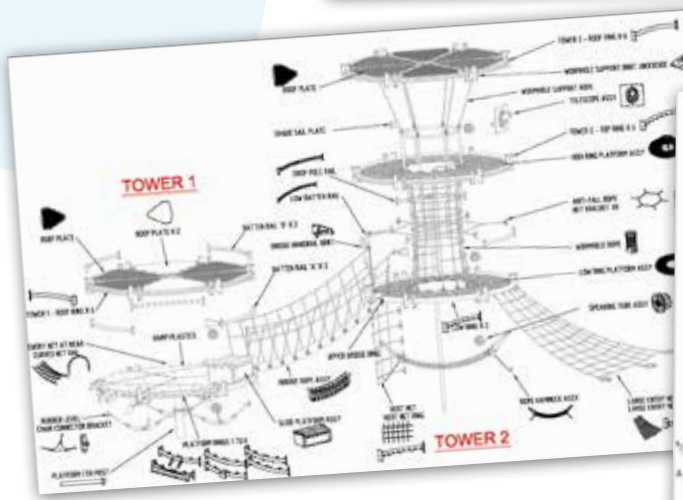
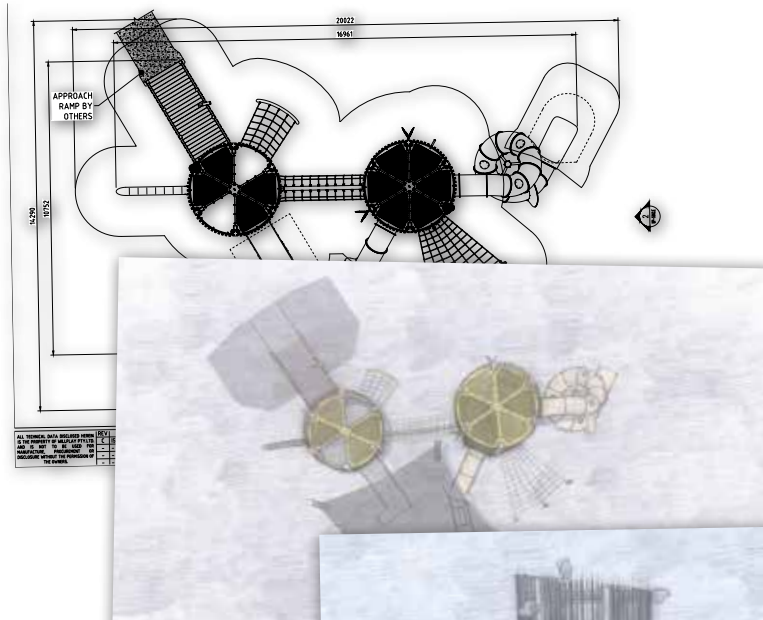
We work closely with our suppliers and contractors to ensure that they share our commitment to Australian manufacturing and quality. This partnership enables us to source raw materials, such as recycled timber/plastic composites, aluminium sections, Roto-moulded slides and panels, and fasteners, that meet our high standards. By using locally sourced materials and suppliers, we can ensure that our products are delivered on time and meet our customers' expectations.

When you choose WillPlay, you can trust that you are supporting an Australian-owned business that is dedicated to promoting local manufacturing. We believe that it is important to support local manufacturing in Australia, and we are committed to playing our part in promoting and supporting the industry. By choosing WillPlay, you are not only getting a high-quality product, but you are also supporting local jobs and the Australian economy.



Consultation and Conceptual Design

At WillPlay, we believe that collaboration is key to delivering exceptional results. That's why our consultation and conceptual design process involves working closely with our clients to produce stunning artist impressions of the end outcome. From images to videos, we use our expertise to bring our clients' visions to life and ensure that their requirements are met.



Engineering and Construction Documentation

After the conceptual stage is complete and our clients have given their approval, we move into the engineering and documentation stage. Here, our team produces all the necessary drawings for engineering, certification, and installation.

These drawings are then supplied to independent consultants for approval, ensuring that our projects meet the highest standards of quality and safety.



WillPlay's design team is all about bringing our customers' dreams and ideas to life.

We understand that what different clients are looking for can vary greatly. That's why, working with our agents across Australia, we are able to develop custom solutions to cater for unique sites, budgets and themes, ages and abilities, as well as client requirements.

The WillPlay design team takes our clients' visions and turns them into reality.



MANUFACTURING

WillPlay is proudly manufactured in Australia.

Based in Bundaberg, our highly skilled manufacturing teams are dedicated to ensuring you receive industry-leading quality and design.


Utilising our in-house manufacturing facility, WillPlay is constantly developing new product designs and material uses to offer industry-leading designs and play value while providing a safe and high quality product that kids love.



Manufacture

After completing the design documentation, engineering, and certification stages, we move on to the manufacturing phase.

Our team takes pride in overseeing every aspect of the manufacturing process, ensuring that each step is carefully controlled and documented. This approach is guided by our ISO 9001 quality system, which sets the standard for consistency, efficiency, and quality in our manufacturing processes.



Construction and Project Completion

At WillPlay, we understand that a successful playground project involves more than just design and manufacturing. That's why we offer comprehensive construction and project completion services to ensure that our clients' vision becomes a reality.

Our experienced team of installers and project managers work closely with our clients to ensure that every aspect of the project is executed with precision and care. From site preparation to installation and final inspection, we are committed to delivering a playground that meets the highest standards of safety, quality, and aesthetics.

With WillPlay, you can trust that your playground project will be completed on time, on budget, and to your complete satisfaction.



The installation process of a new playground is made up of many different stages.

The first step is to remove the existing playground or clear the area for a new one. Then we locate where the posts will be, mark their locations, dig post footing holes to the correct depth and install the equipment. After that, it's time to concrete the posts into the ground and install the certified softfall. Once all that is done and the finishing touches are added it's ready for play!



FAIRYTALE ADVENTURE

Specifications shown for product pictured. For further information and individual product specifications please visit www.willplay.com.au or contact your local WillPlay representative.
Please note: The details and specifications provided in the catalogue are subject to change at any time.

Fairytale Adventure is a themed playground range that allows children to explore the world around them.

We have designed a unique range of themed playground equipment that encourages play and imagination. Children will be able to develop their minds and bodies while they create their own adventures.



Rails and Frames

- Powder coated stainless steel
- Powder coated aluminium



Moulded Parts

- Australian made
- UV stable LLDPE
- Multiple colour options

Support Posts

- Australian made
- Powder coated aluminium
- Custom extrusion

Plastic Panels


- UV Stable HDPE
- Australian made
- Multiple colour options



*Refer to WillPlay's general terms and conditions and warranty for details.

Train System
FTA-020

Fall Space - L 5.68m x W 6.05m
Equipment - L 2.78m x W 3.1m x H 2.36m
Softfall Area - 25.4sqm
Age Group - 3+ years
Fall Height - 0.9m



TeePee
FTA-100

Equipment - L 1.8m x W 2.04m x H 3.1m Age Group - 2+ years




Windmill
FTA-104

Fall Space - L 4.2m x W 6.27m Age Group - 3+ years
Equipment - L 1.22m x W 3.3m x H 4.57m Fall Height - 1.2m
Softfall Area - 21.5sqm

*Additional charge for timber look posts.

Fairytale System
FTA-114

Fall Space - L 6.49m x W 8.99m
Equipment - L 4.15m x W 5.45m x H 2.91m
Softfall Area - 35.5sqm
Age Group - 5+ years
Fall Height - 1.8m



Castle System
FTA-115

Fall Space - L 8.5m x W 12.15m
Equipment - L 5.52m x W 9.01m x H 3.75m
Softfall Area - 69.8sqm
Age Group - 5+ years
Fall Height - 1.8m




*Additional charge for timber look posts.





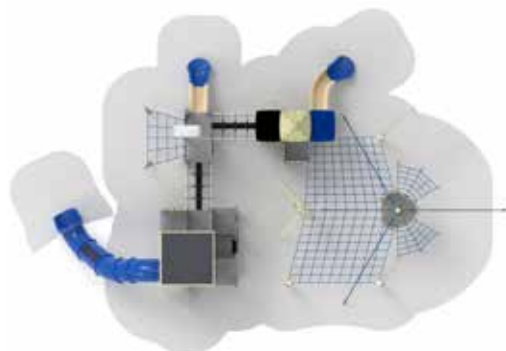
Fairytale System
FTA-116

Fall Space - L 9.68m x W 8.53m
Equipment - L 6.75m x W 5.7m x H 3.3m
Softfall Area - 66.3sqm
Age Group - 3+ years
Fall Height - 1.9m



Fairytale System
FTA-021

Fall Space - L 11.49m x W 16.05m
Equipment - L 8.35m x W 15.08m x H 6.16m
Softfall Area - 115sqm
Age Group - 5+ years
Fall Height - 2.1m




Crows
Nest



Reverse View

Tiki System
FTA-022


Fall Space - L 11.27m x W 15.78m
Equipment - L 8.27m x W 15.08m x H 6.16m
Softfall Area - 108.6sqm
Age Group - 5+ years
Fall Height - 2.1m



*Additional charge for timber look posts.


Fairytale System
FTA-025

Fall Space - L 8.2m x W 9.46m
Equipment - L 5.19m x W 6.32m x H 3.45m
Softfall Area - 49.7sqm
Age Group - 3+ years
Fall Height - 1.2m




Fairytale Ship
FTA-026

Fall Space	- L 7.78m x W 10.29m
Equipment	- L 4.88m x W 7.86m x H 4.32m
Softfall Area	- 53.1sqm
Age Group	- 3+ years
Fall Height	- 1m



Fairytale System
FTA-029

Fall Space	- L 8.39m x W 7.21m
Equipment	- L 5.52m x W 4.38m x H 2.5m
Softfall Area	- 42.6sqm
Age Group	- 3+ years
Fall Height	- 0.9m




Fairytale Ship
FTA-027

Fall Space	- L 5.18m x W 6.59m
Equipment	- L 2.31m x W 3.71m x H 4.32m
Softfall Area	- 27.5sqm
Age Group	- 3+ years
Fall Height	- 0.9m




Tri Layer HDPE
Plastic



Crab System
FTA-053

Fall Space	- L 8.32m x W 9.54m
Equipment	- L 4.95m x W 6.25m x H 2.85m
Softfall Area	- 54.3sqm
Age Group	- 3+ years
Fall Height	- 1.2m

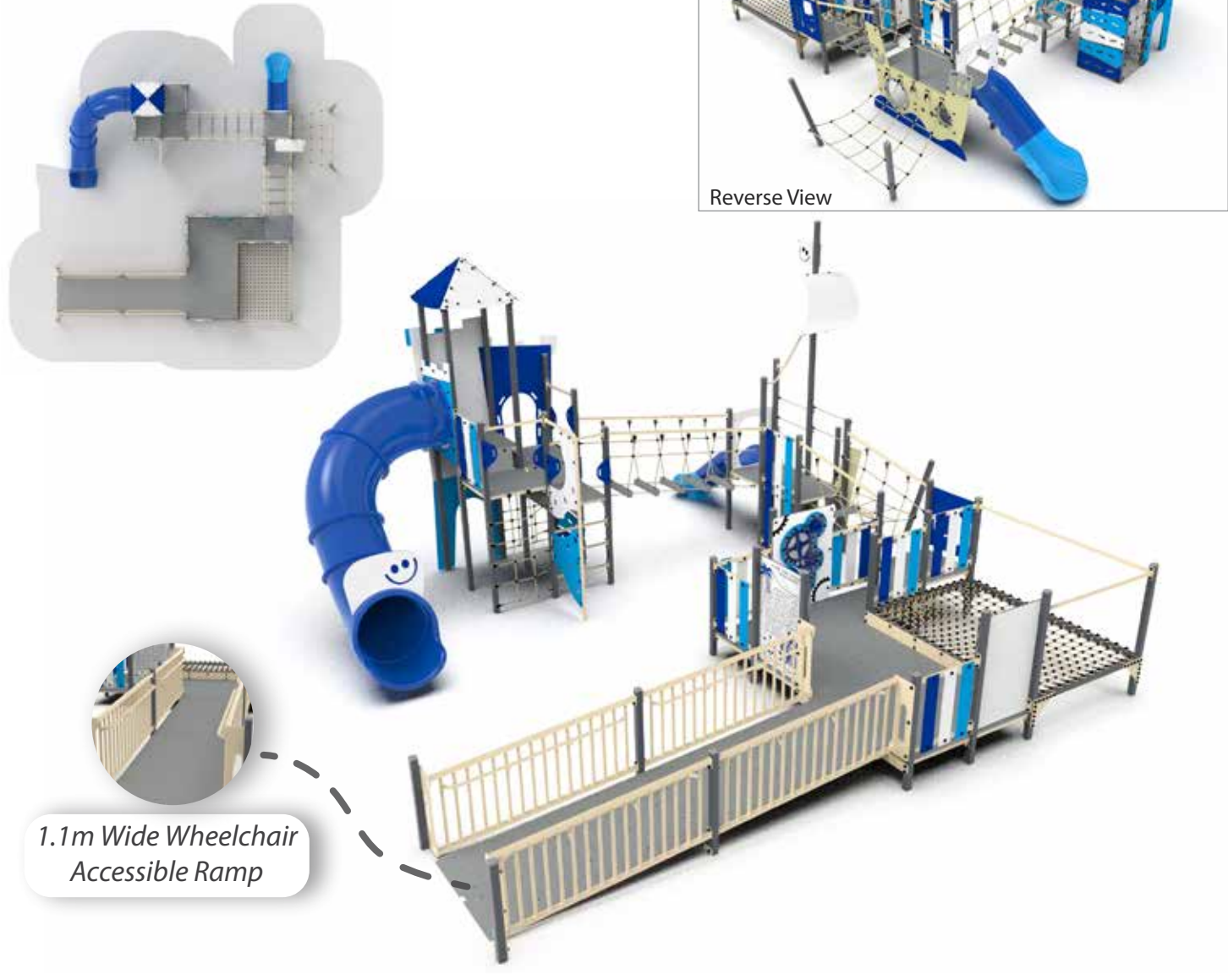


*Additional charge for timber look posts.



Inclusive Fairytale System
FTA-102

Fall Space	- L 11.28m x W 11.52m
Equipment	- L 8.31m x W 8.66m x H 4.32m
Softfall Area	- 98.8sqm
Age Group	- 3+ years
Fall Height	- 1.8m



Lighthouse System
FTA-106

Fall Space	- L 8.42m x W 13.63m
Equipment	- L 5.39m x W 10.12m x H 5.64m
Softfall Area	- 67sqm
Age Group	- 5+ years
Fall Height	- 2.1m



Lighthouse System
FTA-107

Fall Space	- L 11.49m x W 16.05m
Equipment	- L 8.35m x W 15.08m x H 6.16m
Softfall Area	- 125.2m
Age Group	- 5+ years
Fall Height	- 2.1m



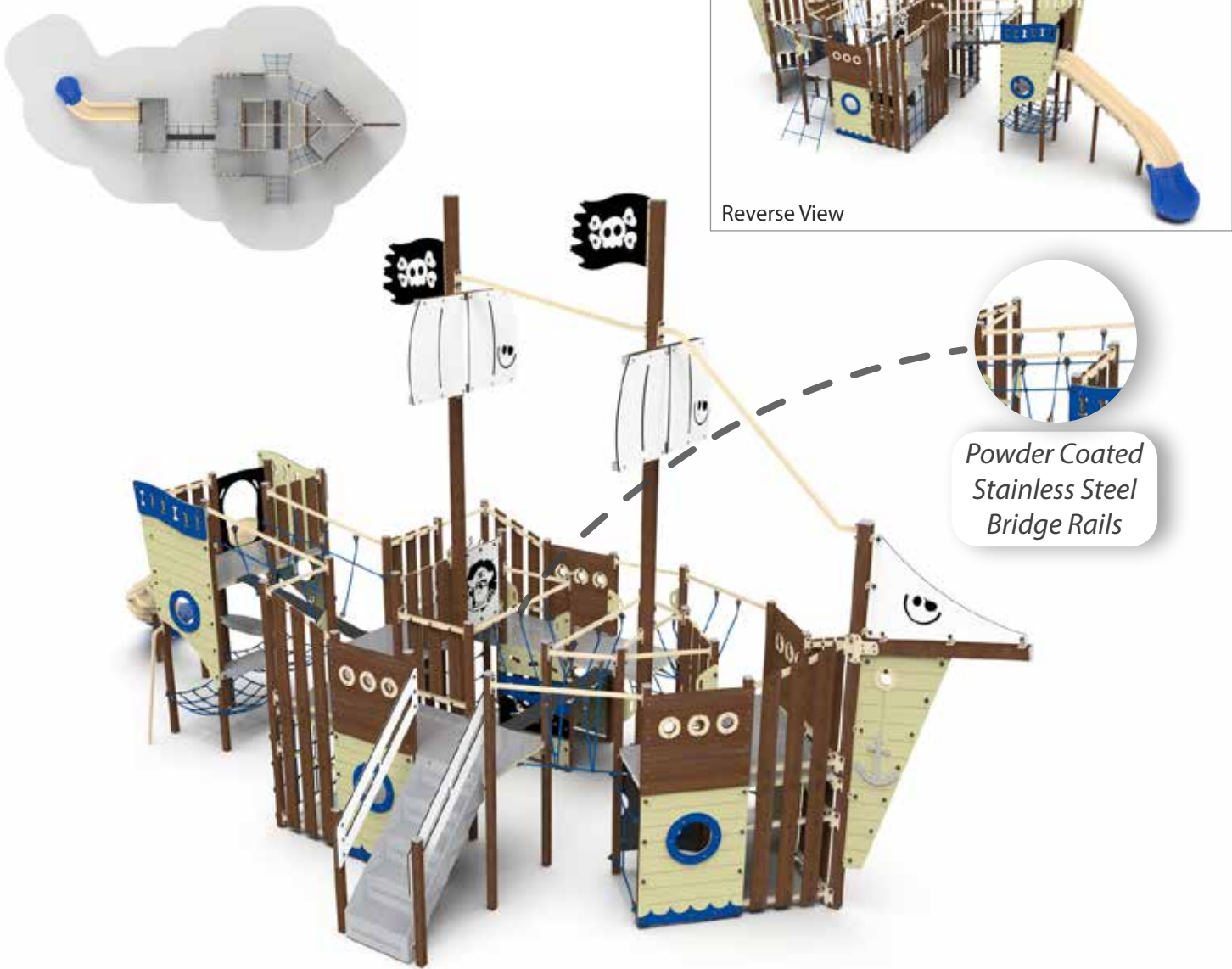
Junior Rocket System
FTA-108

Fall Space	- L 7.91m x W 10.33m
Equipment	- L 4.82m x W 7.38m x H 3.39m
Softfall Area	- 53sqm
Age Group	- 5+ years
Fall Height	- 1.5m



Pirate Ship System
FTA-111


- Fall Space - L 7.92m x W 13.03m
- Equipment - L 4.93m x W 11.19m x H 5.6m
- Softfall Area - 67.9sqm
- Age Group - 5+ years
- Fall Height - 1.8m



*Additional charge for timber look posts.

Pirate Ship System
FTA-112

- Fall Space - L 6.97m x W 10.63m
- Equipment - L 4.11m x W 8.79m x H 5.6m
- Softfall Area - 52.6sqm
- Age Group - 5+ years
- Fall Height - 1.8m



Reverse View



Powder Coated
Stainless Steel
Bridge Rails



Steam Train System

FTA-113

- Fall Space - L 9.69m x W 11.58m
- Equipment - L 6.72m x W 8.08m x H 3m
- Softfall Area - 58.9sqm
- Age Group - 3+ years
- Fall Height - 1.2m



PLAYPARK

Specifications shown for product pictured. For further information and individual product specifications please visit www.willplay.com.au or contact your local WillPlay representative.
Please note: The details and specifications provided in the catalogue are subject to change at any time.

PlayPark is the ideal modular play equipment for any age and any size.

WillPlay's PlayPark range incorporates elements that challenge different age groups, from toddlers to teens. From UV Stable HDPE and powder coated aluminium and stainless steel components, PlayPark offers superior value in any public area or school. Custom options are available to suit any size play area.



Rails and Frames

- Powder coated stainless steel
- Powder coated aluminium

Plastic Panels

- UV Stable HDPE
- Australian made
- Multiple colour options



Roto Moulded Parts

- Australian made
- UV stable LLDPE
- Multiple colour options

Support Posts

- Australian made
- Powder coated aluminium
- Custom extrusion

Climbing Nets

- 16mm woven nylon gal core rope
- Aluminium and nylon rope fittings



*Refer to WillPlay's general terms and conditions and warranty for details.

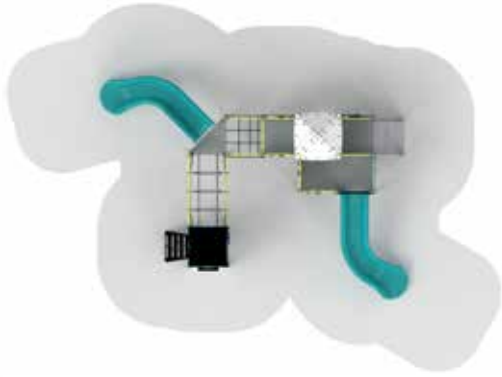
PlayPark System
PPS-034

Fall Space	- L 7.66m x W 7.66m
Equipment	- L 4.74m x W 4.73m x H 2.4m
Softfall Area	- 38.7sqm
Age Group	- 2+ years
Fall Height	- 0.6m




PlayPark System
PPS-045

Fall Space	- L 8.02m x W 10.8m
Equipment	- L 4.4m x W 6.74m x H 4.05m
Softfall Area	- 59.2sqm
Age Group	- 5+ years
Fall Height	- 2.1m




PlayPark System
PPS-035

Fall Space	- L 7.28m x W 6.15m
Equipment	- L 4.28m x W 3.17m x H 2.79m
Softfall Area	- 31.6sqm
Age Group	- 2+ years
Fall Height	- 0.9m




PlayPark System
PPS-049

Fall Space	- L 7.18m x W 6.38m
Equipment	- L 3.82m x W 3.01m x H 3.15m
Softfall Area	- 30.5sqm
Age Group	- 3+ years
Fall Height	- 1.2m




PlayPark System
PPS-039

Fall Space	- L 8.32m x W 7.49m
Equipment	- L 5.24m x W 4.49m x H 3m
Softfall Area	- 42.8sqm
Age Group	- 3+ years
Fall Height	- 1.2m



PlayPark System
PPS-054

Fall Space	- L 8.59m x W 13.26m
Equipment	- L 5.16m x W 10.79m x H 3.99m
Softfall Area	- 69.5sqm
Age Group	- 5+ years
Fall Height	- 2.1m

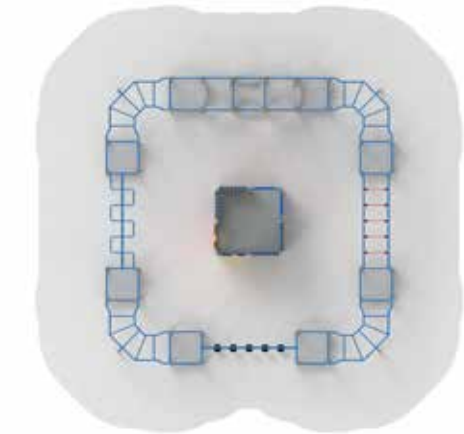


*Additional charge for timber look posts.



PlayPark System
PPS-101

- Fall Space - L 10.79m x W 10.79m
- Equipment - L 7.37m x W 7.28m x H 2.4m
- Softfall Area - 106.1sqm
- Age Group - 5+ years
- Fall Height - 1.9m

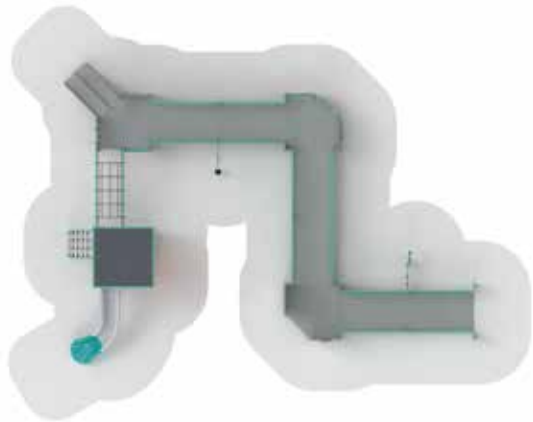


PlayPark System
PPS-102

- Fall Space - L 12.29 m x W 15.39m
- Equipment - L 8.95m x W12.23m x H 3.22m
- Softfall Area - 121.8sqm
- Age Group - 3+ years
- Fall Height - 1.5m



Reverse View



1.1m Wide Wheelchair Accessible Ramp


2 Way Speaking Flowers



Reverse View

PlayPark System
PPS-103

- Fall Space - L 12.28m x W 11.93m
- Equipment - L 8.81m x W 8.85m x H 2.4m
- Softfall Area - 80sqm
- Age Group - 3+ years
- Fall Height - 1.5m




1.1m Wide Wheelchair Accessible Ramp



PlayPark System
PPS-104


- Fall Space - L 10.5m x W 13.31m
- Equipment - L 7.2m x W 9.62m x H 2.4m
- Softfall Area - 95.3sqm
- Age Group - 3+ years
- Fall Height - 1.5m



*Additional charge for timber look posts.

PlayPark System
PPS-105

- Fall Space - L 8.3m x W 7.86m
- Equipment - L 5.16m x W 4.95m x H 3.3m
- Softfall Area - 48.4sqm
- Age Group - 3+ years
- Fall Height - 1.5m



*Additional charge for timber look posts.

PlayPark System
PPS-106


- Fall Space - L 8.9m x W 8.72m
- Equipment - L 4.84m x W 5.6m x H 4.05m
- Softfall Area - 46.4sqm
- Age Group - 5+ years
- Fall Height - 2.1m



*Additional charge for timber look posts.


PlayPark System
PPS-201

- Fall Space - L 7.12m x W 9.65m
- Equipment - L 3.89m x W 6.84m x H 2.1m
- Softfall Area - 54.9sqm
- Age Group - 3+ years
- Fall Height - 1.9m



PlayPark System
PPS-202

Fall Space - L 7.45m x W 11.43m
Equipment - L 4.52m x W 7.99 x H 3m
Softfall Area - 65.4sqm
Age Group - 3+ years
Fall Height - 1.2m




Reverse View



16mm Woven Nylon
Gal Core Rope


PlayPark System
PPS-203

Fall Space - L 4.72m x W 7.78m
Equipment - L 1.73m x W 4.28m x H 2.85m
Softfall Area - 27.4sqm
Age Group - 2+ years
Fall Height - 0.9m



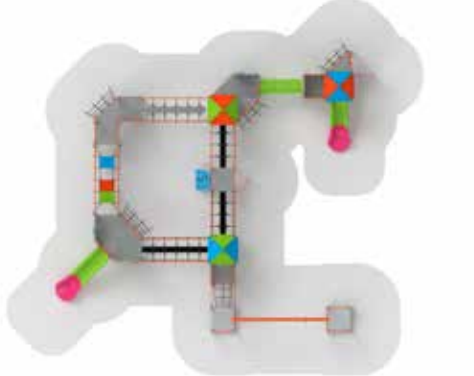
PlayPark System
PPS-204

Fall Space - L 8.79m x W 9.01m
Equipment - L 5.65m x W 5.88m x H 3.27m
Softfall Area - 50.7sqm
Age Group - 3+ years
Fall Height - 1.2m



PlayPark System
PPS-205

Fall Space - L 13m x W 14.37m
Equipment - L 9.99m x W 10.99m x H 3.15m
Softfall Area - 125.2sqm
Age Group - 3+ years
Fall Height - 1.9m



Reverse View




Impact Attenuated
Platform



PlayPark System
PPS-206


Fall Space - L 5.86m x W 14.03m
Equipment - L 2.88m x W 10.53m x H 3.3m
Softfall Area - 56.7sqm
Age Group - 3+ years
Fall Height - 1.2m



*Additional charge for timber look posts.


PlayPark System
PPS-207

Fall Space - L 8.63m x W 8.47m
Equipment - L 5.47m x W 5.24m x H 3m
Softfall Area - 48.9sqm
Age Group - 3+ years
Fall Height - 1.9m




PlayPark System
PPS-208

Fall Space - L 6m x W 10.92m
Equipment - L 3.01m x W 7.77m x H 3.3m
Softfall Area - 47.8sqm
Age Group - 3+ years
Fall Height - 1.2m



PlayPark System
PPS-209

Fall Space - L 7.95m x W 10.06m
Equipment - L 5.12m x W 6.4m x H 3.15m
Softfall Area - 57.1sqm
Age Group - 3+ years
Fall Height - 1.9m



Reverse View

PlayPark System
PPS-210

Fall Space - L 9.12m x W 10.73m
Equipment - L 6.04m x W 7.29m x H 3.57m
Softfall Area - 69.7sqm
Age Group - 4+ years
Fall Height - 1.5m



New PlayPark Styling



PlayPark System
PPS-211
 Fall Space - L 6.84m x W 10.91m
 Equipment - L 3.71m x W 7.91m x H 3.6m
 Softfall Area - 55sqm
 Age Group - 3+ years
 Fall Height - 1.5m



PlayPark System
PPS-212
 Fall Space - L 8.17m x W 11.5m
 Equipment - L 4.66m x W 8.36m x H 3m
 Softfall Area - 63.1sqm
 Age Group - 3+ years
 Fall Height - 1.9m



*Additional charge for timber look posts.

PlayPark System
PPS-213
 Fall Space - L 9.33m x W 8.57m
 Equipment - L 6.08m x W 5.04m x H 3.6m
 Softfall Area - 50.7sqm
 Age Group - 5+ years
 Fall Height - 1.9m

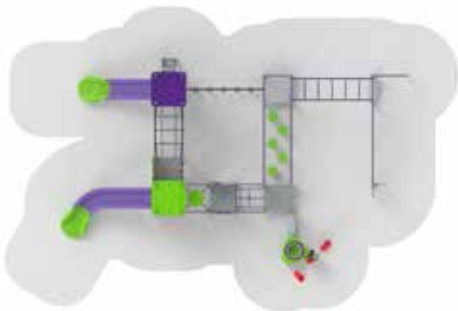


*Additional charge for timber look posts.



PlayPark System
PPS-215

- Fall Space - L 9m x W 13.34m
- Equipment - L 6.09m x W 10.2m x H 3.6m
- Softfall Area - 92.8sqm
- Age Group - 5+ years
- Fall Height - 1.9m



Reverse View



Reverse View

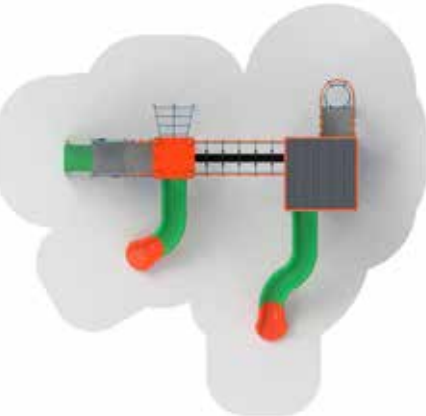
PlayPark System
PPS-216

- Fall Space - L 10.13m x W 10.29m
- Equipment - L 6.62m x W 7.47m x H 2.4m
- Softfall Area - 74.5sqm
- Age Group - 3+ years
- Fall Height - 1.9m



PlayPark System
PPS-214

- Fall Space - L 10.08m x W 10.58m
- Equipment - L 6.38m x W 7.2m x H 4.12m
- Softfall Area - 70.9sqm
- Age Group - 5+ years
- Fall Height - 2.1m



Sand Play
Element



Impact Attenuated
Step



PlayPark System
PPS-217

- Fall Space - L 10.96m x W 12.67m
- Equipment - L 7.96m x W 9.55m x H 3.6m
- Softfall Area - 99.9sqm
- Age Group - 5+ years
- Fall Height - 1.9m



Reverse View



Timber Look Posts

*Additional charge for timber look posts.



PlayPark System
PPS-218

- Fall Space - L 11.39m x W 11.22m
- Equipment - L 7.99m x W 7.72m x H 2.4m
- Softfall Area - 81.9sqm
- Age Group - 4+ years
- Fall Height - 1.9m



Reverse View

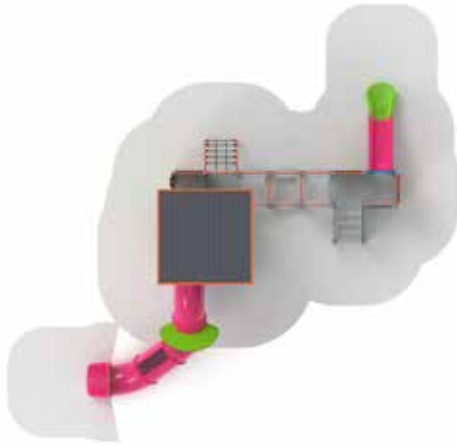


*Additional charge for timber look posts.




Urban Fort System
UFS-001

Fall Space - L 10.96m x W 11.32m
Equipment - L 7.92m x W 7.84m x H 4.16m
Softfall Area - 61.5sqm
Age Group - 3+ years
Fall Height - 2.1m




Urban Fort System
UFS-002

Fall Space - L 10.96m x W 9.47m
Equipment - L 6.96m x W 6.85m x H 2.96m
Softfall Area - 57.2sqm
Age Group - 3+ years
Fall Height - 1.2m



Urban Fort System
UFS-003

Fall Space - L 7.24m x W 12.73m
Equipment - L 3.8m x W 9.93m x H 3.64m
Softfall Area - 51.9sqm
Age Group - 3+ years
Fall Height - 1.5m



Timber Look
Battens

*Additional charge for timber look posts.



TREEHOUSE

Specifications shown for product pictured. For further information and individual product specifications please visit www.willplay.com.au or contact your local WillPlay representative.
Please note: The details and specifications provided in the catalogue are subject to change at any time.

If you're looking for a play system that blends in with your natural surroundings, look no further than Treehouse.

We offer modular play systems with clean lines and superior designs that are sure to fit in with any outdoor space. Your kid's imaginations will run wild, envisaging as if they're up in the trees with our timber look posts and timber/plastic Timber Composite Panels—they look and feel like wood but have the ease of maintenance and durability you've been looking for.



Rails and Frames

- Powder coated stainless steel
- Powder coated aluminium

Support Posts

- Australian made
- Powder coated aluminium
- Custom extrusion



Roto Moulded Parts

- Australian made
- UV stable LLDPE
- Multiple colour options

Timber Composite Panels

- 90% reclaimed and recycled material
- UV Stable
- Look and feel of timber

Climbing Nets


- 16mm woven nylon gal core rope
- Aluminium and nylon rope fittings
- 4 colour options



*Refer to WillPlay's general terms and conditions and warranty for details.

Treehouse System
THS-101

Fall Space	- L 7.88m x W 7.09m
Equipment	- L 4.38m x W 4.21m x H 3.31m
Softfall Area	- 38.5sqm
Age Group	- 3+ years
Fall Height	- 1.2m



*Additional charge for timber look posts.

Treehouse System
THS-102


Fall Space	- L 4.54m x W 7.41m
Equipment	- L 1.66m x W 3.92m x H 3.31m
Softfall Area	- 26.2sqm
Age Group	- 3+ years
Fall Height	- 1.2m



*Additional charge for timber look posts.

Treehouse System
THS-103

Fall Space	- L 8.91m x W 9.01m
Equipment	- L 5.78m x W 5.88m x H 3.31m
Softfall Area	- 51.4sqm
Age Group	- 3+ years
Fall Height	- 1.2m



*Additional charge for timber look posts.

Treehouse System
THS-104

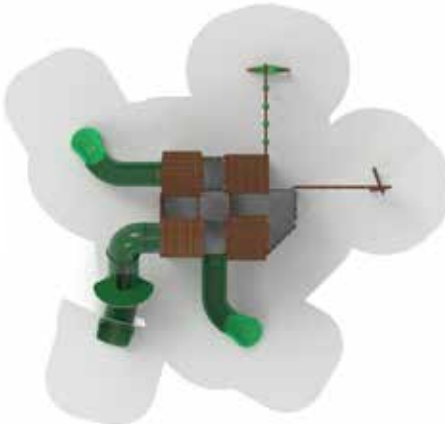
Fall Space	- L 6.6m x W 13.02m
Equipment	- L 3.27m x W 9.37m x H 3.01m
Softfall Area	- 56.9sqm
Age Group	- 3+ years
Fall Height	- 1.2m



*Additional charge for timber look posts.

Treehouse System
THS-105

Fall Space	- L 10.63m x W 11.1m
Equipment	- L 7.14m x W 7.94m x H 3.91m
Softfall Area	- 72.6sqm
Age Group	- 5+ years
Fall Height	- 1.8m



Reverse View




Timber Composite Panels

*Additional charge for timber look posts.



Treehouse System
THS-106

Fall Space - L 7.52m x W 11.27m
Equipment - L 4.39m x W 7.49m x H 3.6m
Softfall Area - 55sqm
Age Group - 5+ years
Fall Height - 2.1m



*Additional charge for timber look posts.



Treehouse System
THS-107

Fall Space - L 6.57m x W 7.74m
Equipment - L 3.06m x W 4.61m x H 3.91m
Softfall Area - 33.3sqm
Age Group - 5+ years
Fall Height - 1.8m



*Additional charge for timber look posts.



Reverse View


Treehouse System
THS-109

Fall Space - L 15.58m x W 12.05m
Equipment - L 11.99m x W 8.78m x H 3.91m
Softfall Area - 118sqm
Age Group - 5+ years
Fall Height - 2.1m



Treehouse System
THS-108

Fall Space - L 8.19m x W 11.37m
Equipment - L 5.19m x W 7.87m x H 2.3m
Softfall Area - 70.5sqm
Age Group - 5+ years
Fall Height - 1.2m



*Additional charge for timber look posts.



Roto Moulded
Pommel Step

*Additional charge for timber look posts.



GIANT TREEHOUSE

Specifications shown for product pictured. For further information and individual product specifications please visit www.willplay.com.au or contact your local WillPlay representative.
Please note: The details and specifications provided in the catalogue are subject to change at any time.

The sky is the limit with this range.

Designed and engineered to be a whole lot of fun, Giant Treehouse will make your project a real destination. Offering great play value and exceptional street appeal, this range will make your project stand out from the crowd.



Timber Composite Panels

- 90% reclaimed and recycled material
- UV Stable
- Look and feel of timber

Support Posts

- Australian made
- Powder coated aluminium
- Custom extrusion

Roto Moulded Parts

- Australian made
- UV stable LLDPE
- Multiple colour options

Climbing Nets

- 16mm woven nylon gal core rope
- Aluminium and nylon rope fittings
- 4 colour options



*Refer to WillPlay's general terms and conditions and warranty for details.

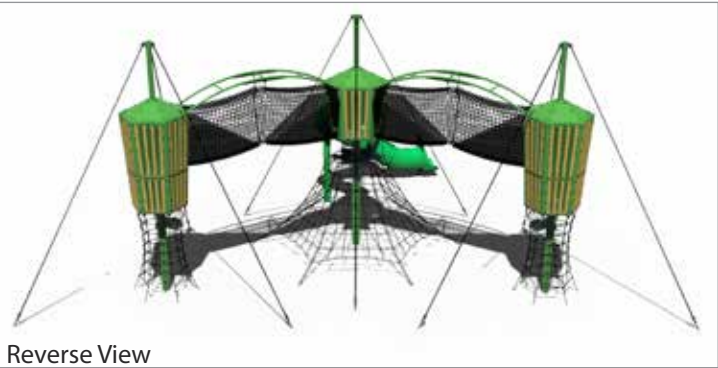
Giant Treehouse System
GTH-004

- Fall Space - L 8.21m x W 12.89m
- Equipment - L 6.9m x W 10.22m x H 6.95m
- Softfall Area - 60.4sqm
- Age Group - 5+ years
- Fall Height - 2.8m



Giant Treehouse System
GTH-111

- Fall Space - L 16.82m x W 15.27m
- Equipment - L 15.42m x W 15.22m x H 6.95m
- Softfall Area - 116.9sqm
- Age Group - 5+ years
- Fall Height - 2.8m



Reverse View



Giant Treehouse System
GTH-006

Fall Space	- L 12.89m x W 13.24m
Equipment	- L 10.22m x W 14.28m x H 6.95m
Softfall Area	- 88.6sqm
Age Group	- 5+ years
Fall Height	- 2.8m



Giant Treehouse System
GTH-201

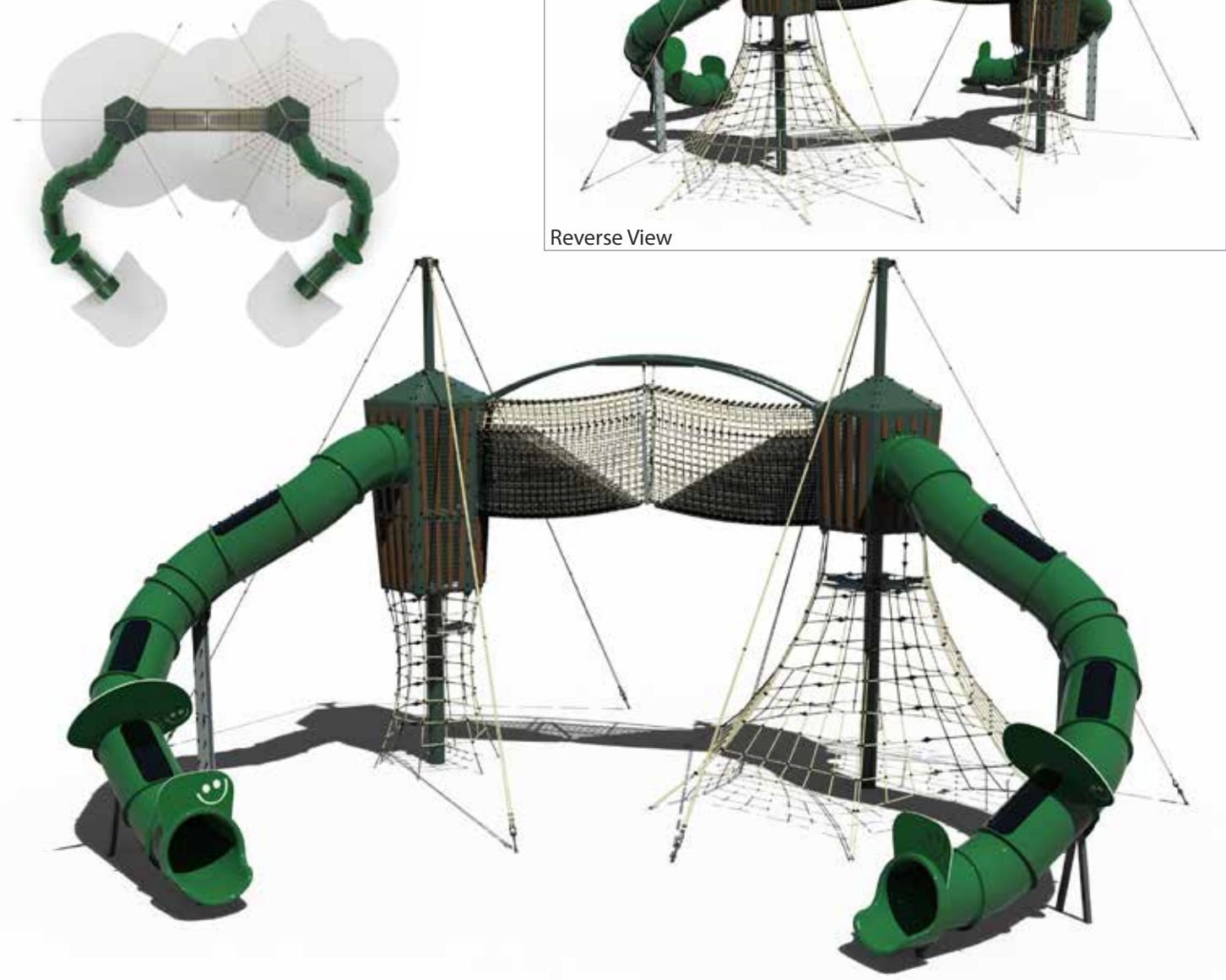
Fall Space	- L 8.68m x W 12.35m
Equipment	- L 5.19m x W 8.92m x H 4.77m
Softfall Area	- 61.4sqm
Age Group	- 5+ years
Fall Height	- 2.4m



*Additional charge for timber look posts.

Giant Treehouse System
GTH-107

Fall Space	- L 12.89m x W 13.24m
Equipment	- L 10.43m x W 14.75m x H 6.95m
Softfall Area	- 95.7sqm
Age Group	- 5+ years
Fall Height	- 2.8m




Reverse View



Giant Treehouse System
GTH-209

Fall Space - L 16.33m x W 13.58m
Equipment - L 12.86m x W 10.69m x H 5.22m
Softfall Area - 136.4sqm
Age Group - 5+ years
Fall Height - 2.4m



Reverse View



*Additional charge for timber look posts.

Giant Treehouse System
GTH-213


Fall Space - L 7.69m x W 8.85m
Equipment - L 4.42m x W 7.29m x H 5.37m
Softfall Area - 40.7sqm
Age Group - 5+ years
Fall Height - 2.4m



*Additional charge for timber look posts.

Giant Treehouse System
GTH-211

Fall Space - L 8.44m x W 14.47m
Equipment - L 4.46m x W 11.02m x H 5.33m
Softfall Area - 78.6sqm
Age Group - 5+ years
Fall Height - 1.8m



Reverse View



Timber Composite
Slat Panels



*Additional charge for timber look posts.



GOLIATH TOWER

Specifications shown for product pictured. For further information and individual product specifications please visit www.willplay.com.au or contact your local WillPlay representative.
Please note: The details and specifications provided in the catalogue are subject to change at any time.

Play just got serious.

Bigger, better, and a whole lot of fun. Fully customisable play systems that can be themed to match even the wildest imagination. Australian made for Australian conditions.



Support Posts

- Australian made
- Powder coated aluminium
- Custom extrusion

Rails and Frames

- Powder coated stainless steel
- Powder coated aluminium

Roto Moulded Parts

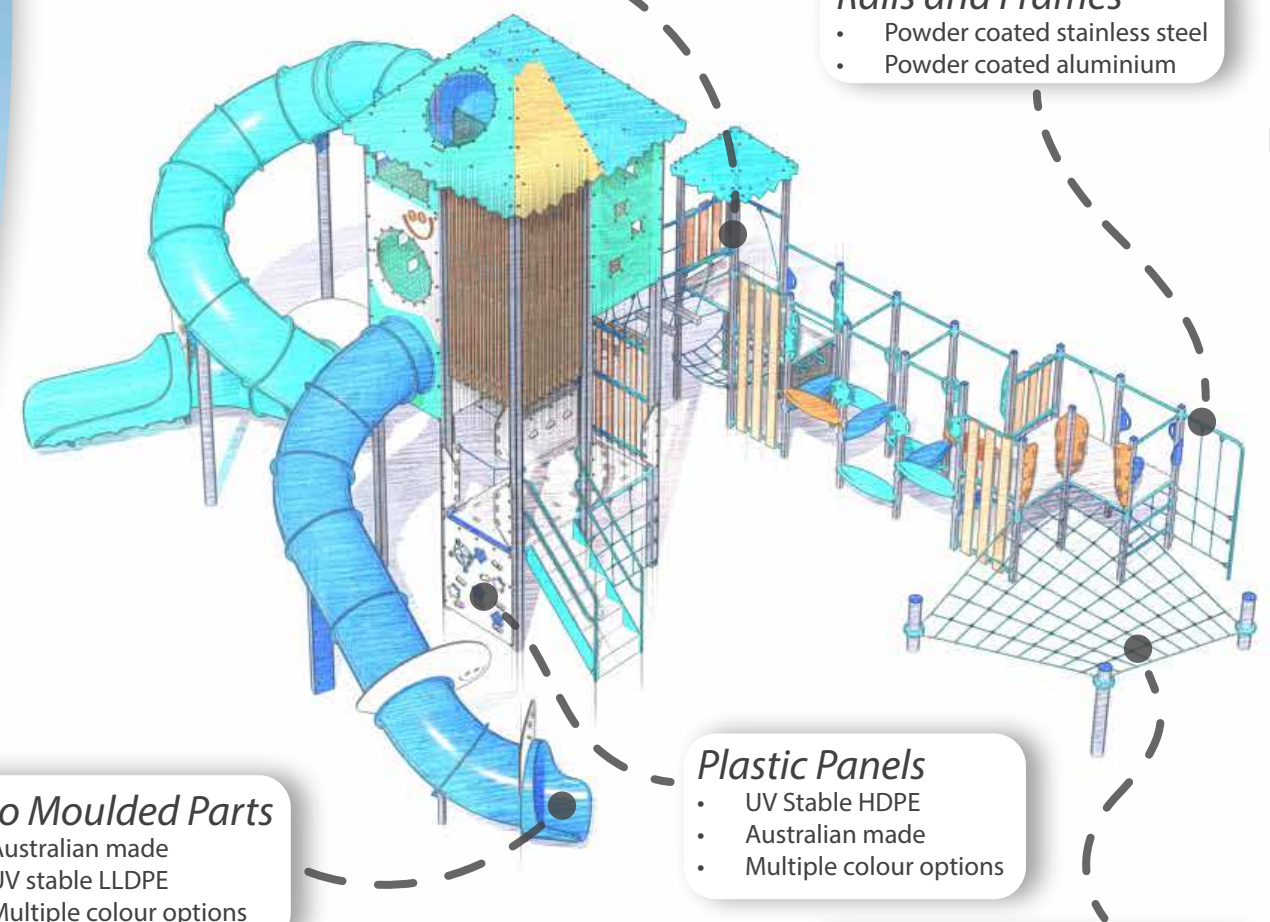
- Australian made
- UV stable LLDPE
- Multiple colour options

Plastic Panels

- UV Stable HDPE
- Australian made
- Multiple colour options

Climbing Nets


- 16mm woven nylon gal core rope
- Aluminium and nylon rope fittings
- 4 colour options



*Refer to WillPlay's general terms and conditions and warranty for details.

Mine Shaft System
S100-S-001

- Fall Space - L 11.43m x W 18.27m
- Equipment - L 9.71m x W 14.72m x H 7.93m
- Softfall Area - 112.8sqm
- Age Group - 4+ years
- Fall Height - 1.8m




Beach System
S100-S-002

- Fall Space - L 7.93m x W 15.46m
- Equipment - L 6.12m x W 11.34m x H 6.3m
- Softfall Area - 71.5sqm
- Age Group - 4+ years
- Fall Height - 2.4m




Reverse View

- S100 System
S100-S-006
- Fall Space - L 11.31m x W 15.05m
 - Equipment - L 9.54m x W 12.06m x H 6.53m
 - Softfall Area - 95.3sqm
 - Age Group - 4+ years
 - Fall Height - 1.8m



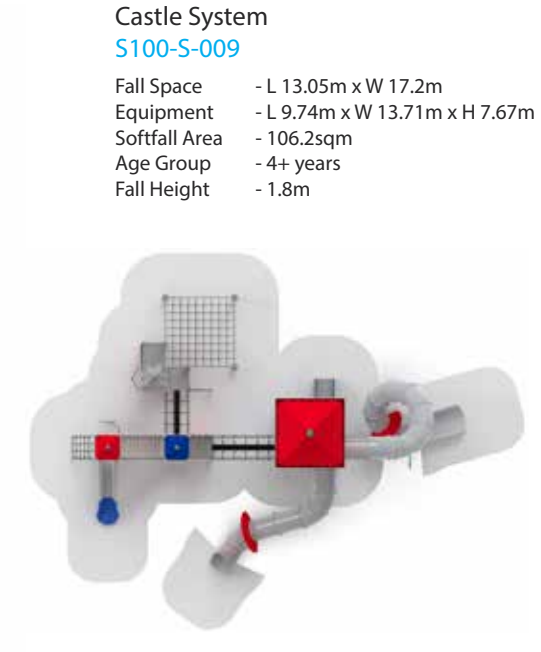
S100 System
S100-S-005

- Fall Space - L 11.43m x W 18.29m
- Equipment - L 9.71m x W 14.73m x H 7.14m
- Softfall Area - 114.9sqm
- Age Group - 4+ years
- Fall Height - 1.8m

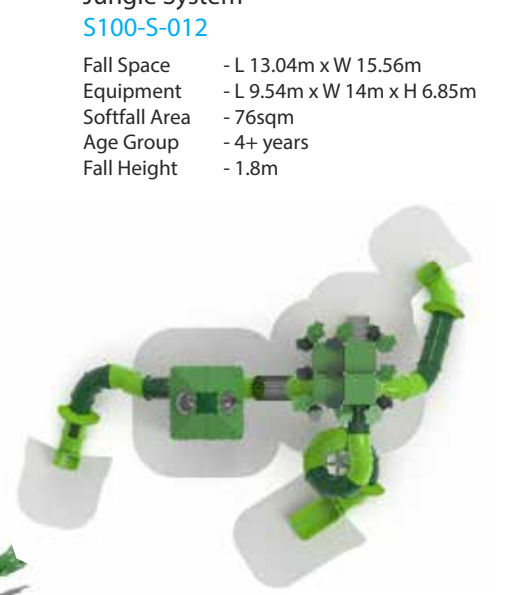


Timber Look
Aluminium Batts





Castle System
S100-S-009
 Fall Space - L 13.05m x W 17.2m
 Equipment - L 9.74m x W 13.71m x H 7.67m
 Softfall Area - 106.2sqm
 Age Group - 4+ years
 Fall Height - 1.8m



Jungle System
S100-S-012
 Fall Space - L 13.04m x W 15.56m
 Equipment - L 9.54m x W 14m x H 6.85m
 Softfall Area - 76sqm
 Age Group - 4+ years
 Fall Height - 1.8m



Tree System
S100-S-013

- Fall Space - L 8.14m x W 12.99m
- Equipment - L 5.94m x W 9.52m x H 6.7m
- Softfall Area - 46.3sqm
- Age Group - 4+ years
- Fall Height - 1.2m




Reverse View



Powder Coated
Aluminum Mesh Panel

S100 System
S100-S-016

- Fall Space - L 12.98m x W 9.4m
- Equipment - L 8.94m x W 5.55m x H 6.53m
- Softfall Area - 73.7sqm
- Age Group - 4+ years
- Fall Height - 2.4m



S100 System
S100-S-018

- Fall Space - L 11.27m x W 17.12m
- Equipment - L 8.06m x W 13.46m x H 7.14m
- Softfall Area - 78.2sqm
- Age Group - 4+ years
- Fall Height - 1.8m



S100 System
 S100-S-015

Fall Space	- L 9.82m x W 8.91m
Equipment	- L 6.79m x W 5.76m x H 6.6m
Softfall Area	- 49sqm
Age Group	- 4+ years
Fall Height	- 1.8m



Talk Tube



Reverse View



Cube System
 S100-S-019

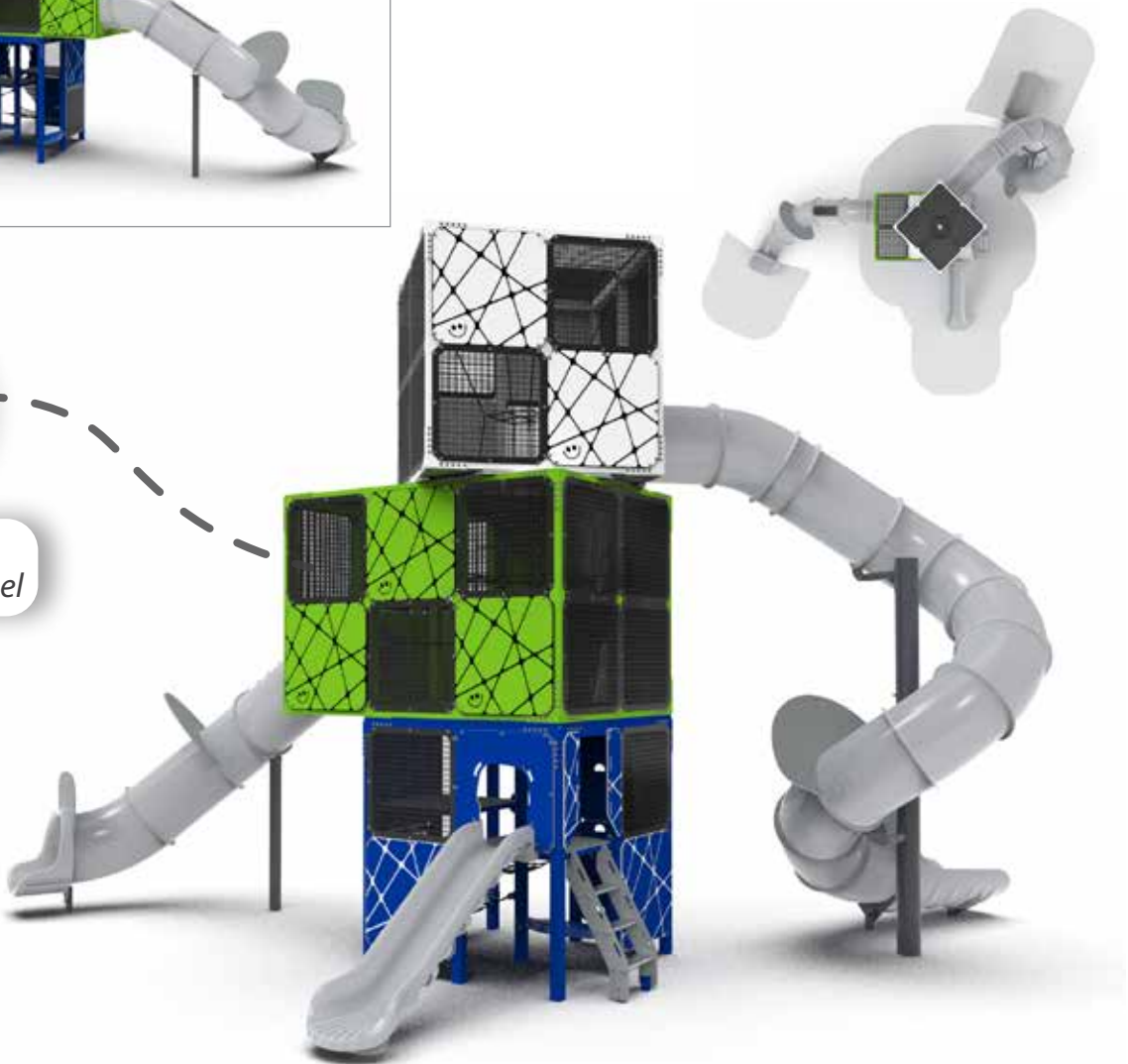
Fall Space	- L 12.19m x W 12.42m
Equipment	- L 8.21m x W 10.28m x H 6.54m
Softfall Area	- 54.5sqm
Age Group	- 4+ years
Fall Height	- 1.5m



Reverse View



Powder Coated Aluminum Mesh Panel



BESPOKE

Specifications shown for product pictured. For further information and individual product specifications please visit www.willplay.com.au or contact your local WillPlay representative.
Please note: The details and specifications provided in the catalogue are subject to change at any time.

Imagine a world of play that dreams are made of.

You can make it a reality with WillPlay's Bespoke tower range.

These towers are designed to enhance the existing environment, turning your imagination into reality. Children will be captivated by their own fantasies as they lose themselves in these mighty towers.



Rails and Frames

- Powder coated stainless steel
- Powder coated aluminium

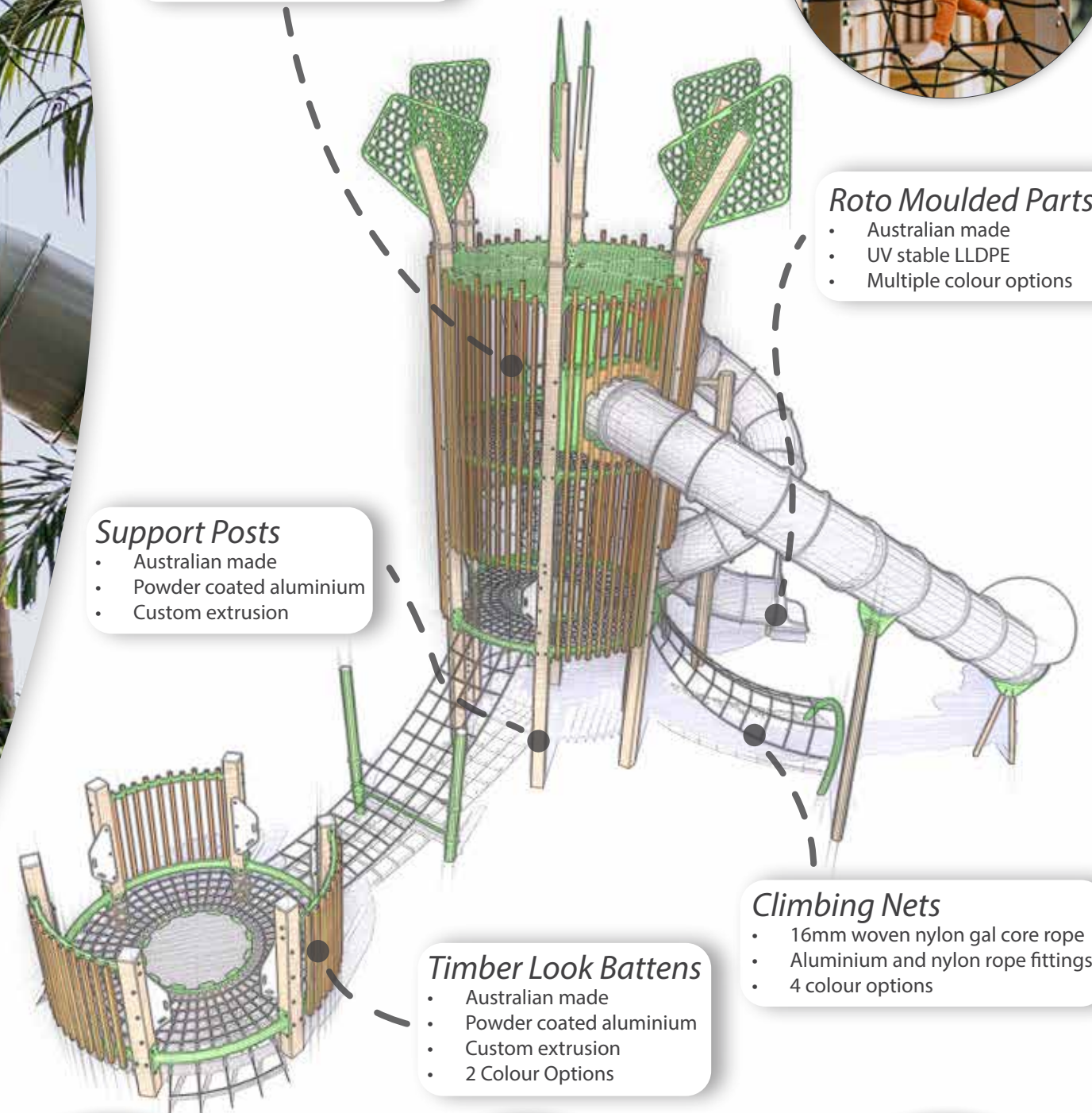


Roto Moulded Parts

- Australian made
- UV stable LLDPE
- Multiple colour options

Support Posts

- Australian made
- Powder coated aluminium
- Custom extrusion




Climbing Nets

- 16mm woven nylon gal core rope
- Aluminium and nylon rope fittings
- 4 colour options

Timber Look Battens

- Australian made
- Powder coated aluminium
- Custom extrusion
- 2 Colour Options



*Refer to WillPlay's general terms and conditions and warranty for details.

Rocket System BPS-004

Fall Space	- L 5.93m x W 10.4m
Equipment	- L 3.7m x W 7.56m x H 6.57m
Softfall Area	- 38.6sqm
Age Group	- 4+ years
Fall Height	- 1.2m




Bespoke System BPS-007

Fall Space	- L 14.08m x W 25.39m
Equipment	- L 11.1m x W 22.39 x H 8.22m
Softfall Area	- 201.9sqm
Age Group	- 4+ years
Fall Height	- 2.5m



Rocket Launch Tower System BPS-046

Fall Space	- L 12.86m x W 18.61m
Equipment	- L 9.73m x W 14.57m x H 7.26m
Softfall Area	- 96.4sqm
Age Group	- 4+ years
Fall Height	- 1.2m



Reverse View



Play Panel



Customisable Name



Bespoke System
 BPS-008

Fall Space	- L 9.18m x W 18.83m
Equipment	- L 8.51m x W 15.53m x H 9.82m
Softfall Area	- 105.8sqm
Age Group	- 4+ years
Fall Height	- 2.2m



Bespoke System
 BPS-009

Fall Space	- L 9.13m x W 10.29m
Equipment	- L 6.01m x W 7.51m x H 6.14m
Softfall Area	- 51.8sqm
Age Group	- 4+ years
Fall Height	- 2.2m



Reverse View





Bespoke System BPS-036

Fall Space - L 19.17m x W 16.35m
Equipment - L 15.72m x W 12.89m x H 7.67m
Softfall Area - 124.9sqm
Age Group - 4+ years
Fall Height - 2.2m



Reverse View




Reverse View




Bespoke System BPS-039

Fall Space - L 20.79m x W 18.81m
Equipment - L 17.31m x W 16m x H 8.37m
Softfall Area - 182.6sqm
Age Group - 4+ years
Fall Height - 2.2m



Surf Tower System BPS-038

Fall Space - L 10.27m x W 14.36m
Equipment - L 7.08m x W 10.83 x H 7.17m
Softfall Area - 81.2sqm
Age Group - 4+ years
Fall Height - 2.4m



F-L-A-G-S
Panel



Lighthouse System
BPS-001

- Fall Space - L 10.11m x W 13.92m
- Equipment - L 6.76m x W 11.72m x H 8.5m
- Softfall Area - 65.3sqm
- Age Group - 4+ years
- Fall Height - 2.4m



Wormhole
Climber



8.5m Tower

Small Lighthouse System
BPS-027

- Fall Space - L 5.77m x W 5.14m
- Equipment - L 4.23m x W 5.38m x H 6m
- Softfall Area - 13.9sqm
- Age Group - 4+ years
- Fall Height - 1m



6m Tower

Bespoke System
BPS-044

- Fall Space - L 9.33m x W 13.75m
- Equipment - L 7.39m x W 10.34m x H 7.51m
- Softfall Area - 67.8sqm
- Age Group - 4+ years
- Fall Height - 2.2m



ACTIVITY NET

Specifications shown for product pictured. For further information and individual product specifications please visit www.willplay.com.au or contact your local WillPlay representative.
Please note: The details and specifications provided in the catalogue are subject to change at any time.

Take your climbing to the next level on a WillPlay Activity Net.

An Activity Net is a classic choice for climbers of all ages and is the perfect addition to your project. Made from premium woven nylon rope with galvanised core and our superior design and engineering, they're an affordable investment in climbing.



Plastic Panels

- UV Stable HDPE
- Australian made
- Multiple colour options

Timber Composite Panels

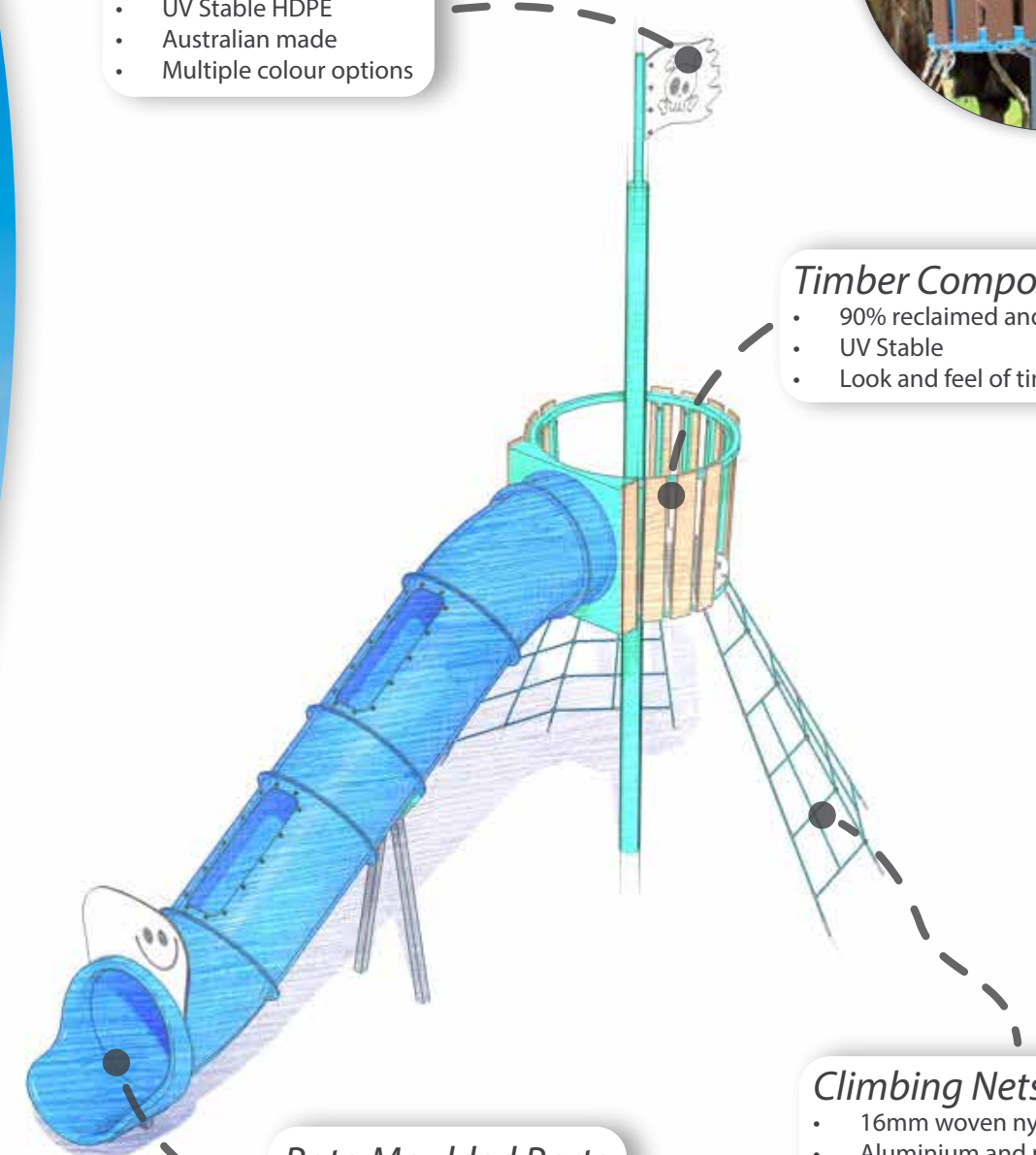
- 90% reclaimed and recycled material
- UV Stable
- Look and feel of timber

Climbing Nets

- 16mm woven nylon gal core rope
- Aluminium and nylon rope fittings
- 4 colour options

Roto Moulded Parts

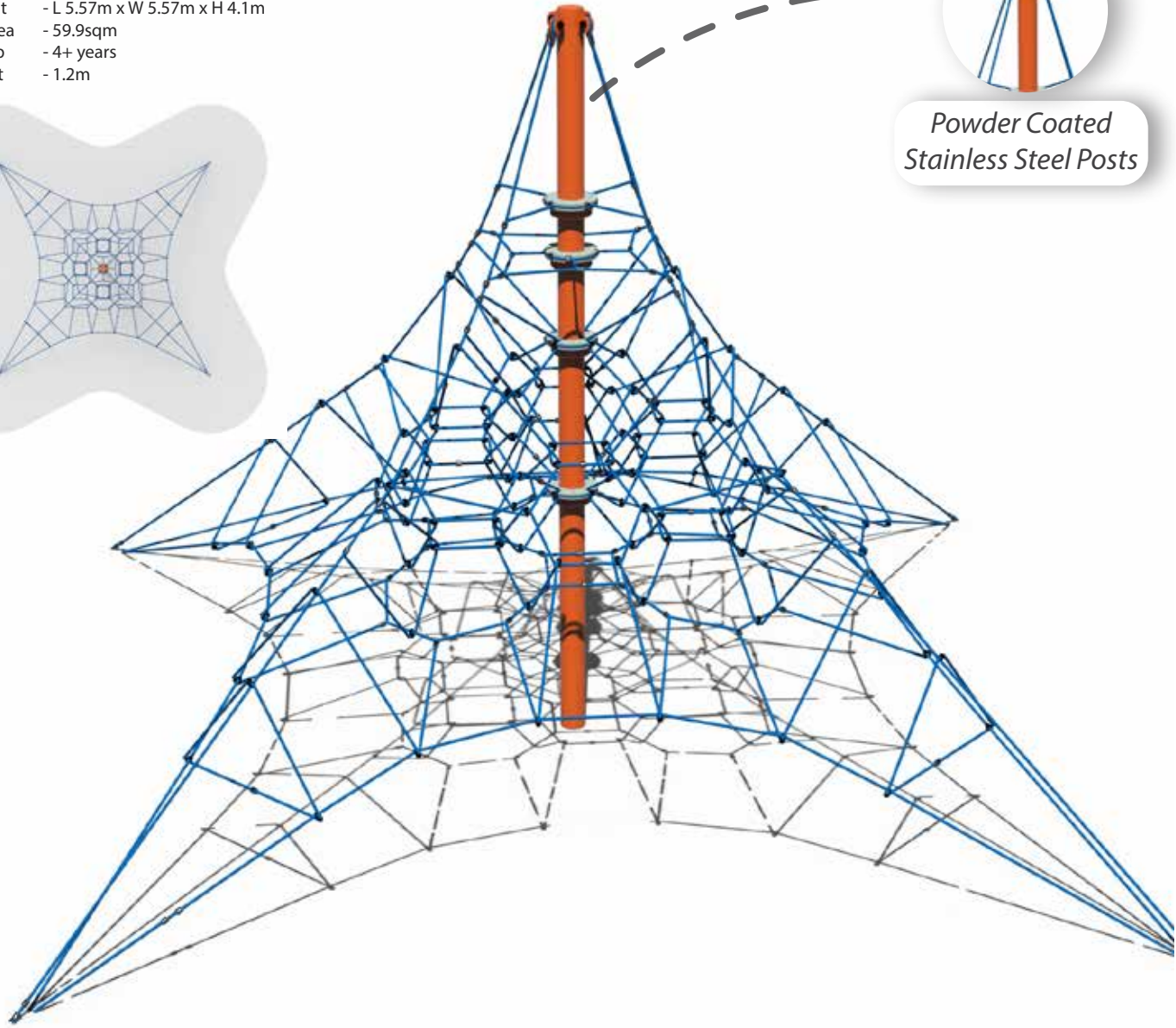
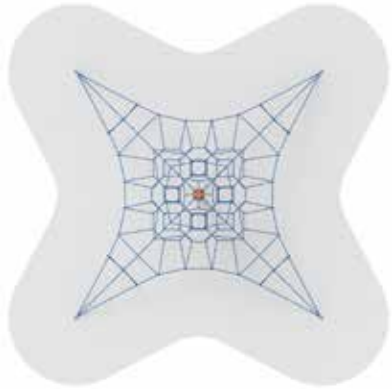
- Australian made
- UV stable LLDPE
- Multiple colour options



*Refer to WillPlay's general terms and conditions and warranty for details.

4m Activity Net
AN-001

Fall Space - L 8.59m x W 8.59m
Equipment - L 5.57m x W 5.57m x H 4.1m
Softfall Area - 59.9sqm
Age Group - 4+ years
Fall Height - 1.2m

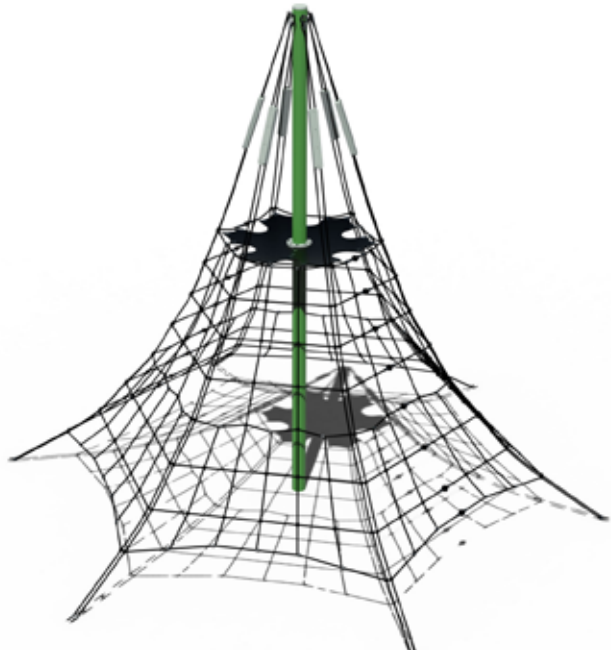
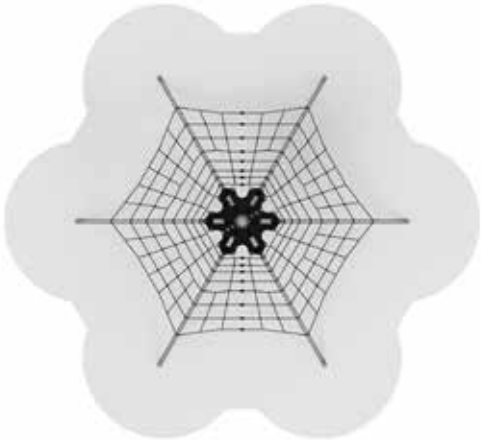


Powder Coated
Stainless Steel Posts



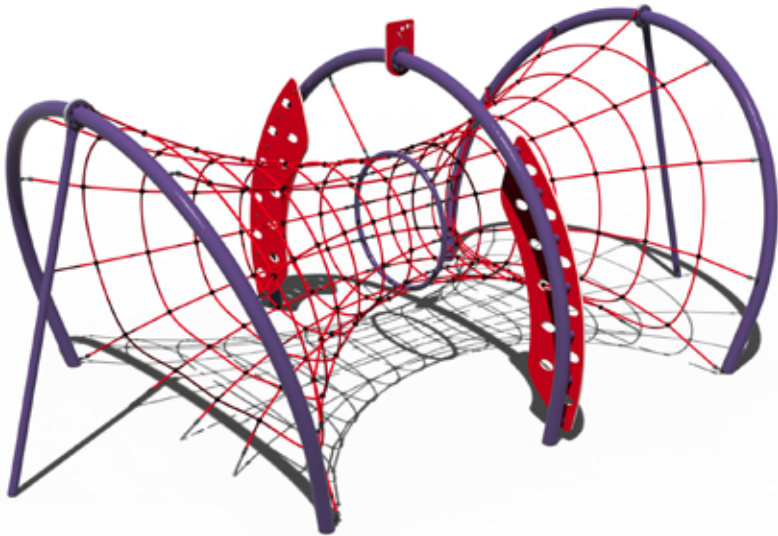
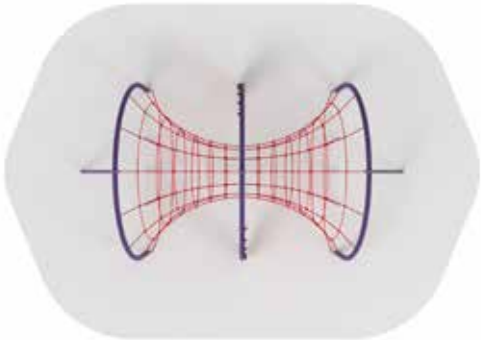
5m Pyramid Net
AN-003

Fall Space - L 8.21m x W 9.01m
Equipment - L 5.51m x W 6.34m x H 5.03m
Softfall Area - 53.3sqm
Age Group - 4+ years
Fall Height - 2.8m



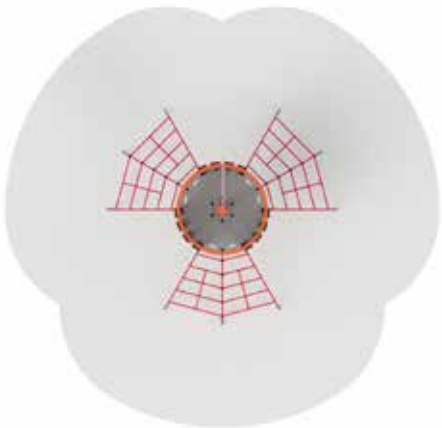
Warp Tunnel
AN-005

Fall Space - L 6.6m x W 9.36m
Equipment - L 3.6m x W 6.36m x H 2.61m
Softfall Area - 53.1sqm
Age Group - 4+ years
Fall Height - 2.4m




Crows Nest
AN-002

Fall Space - L 5.97m x W 6.17m
Equipment - L 3.06m x W 3.28m x H 5.32m
Softfall Area - 28.6sqm
Age Group - 4+ years
Fall Height - 2m



Crows Nest and Slide
AN-006

Fall Space - L 6.17m x W 9.84m
Equipment - L 3.27m x W 6.37m x H 5.32m
Softfall Area - 32.7sqm
Age Group - 4+ years
Fall Height - 1.5m



STREET CLIMBER

Specifications shown for product pictured. For further information and individual product specifications please visit www.willplay.com.au or contact your local WillPlay representative.
Please note: The details and specifications provided in the catalogue are subject to change at any time.

If you're looking for a unique way to challenge children's physical and mental abilities, look no further than Street Climber.

Our modular climbing elements are designed to simulate parkour and free-running in a fun yet controlled environment. With elements designed to challenge both physically and mentally, Street Climber will keep them coming back for more!

Used in conjunction with our Urban Warrior range, play has gone to the next level.

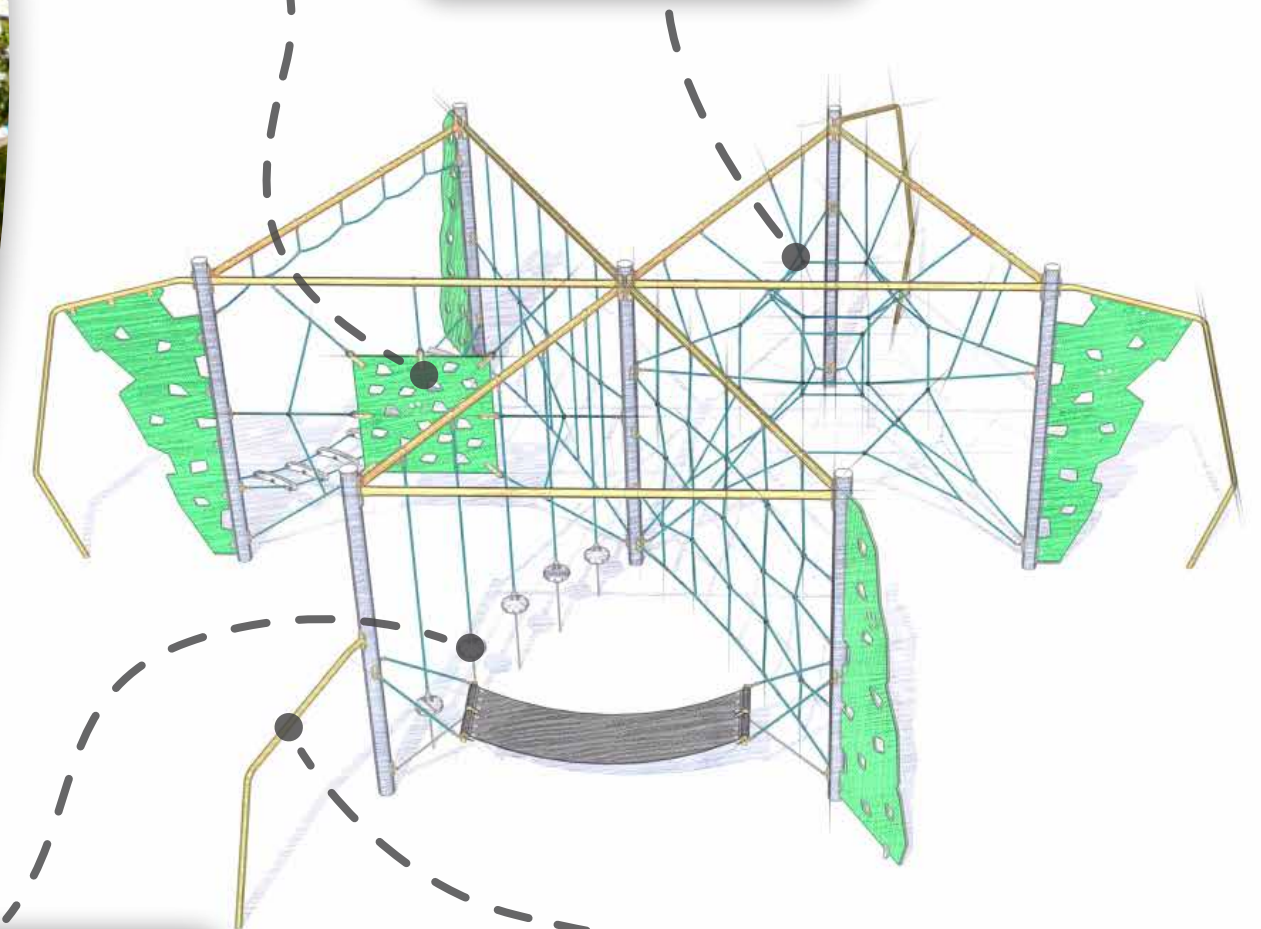


Plastic Panels

- UV Stable HDPE
- Australian made
- Multiple colour options

Climbing Nets

- 16mm woven nylon gal core rope
- Aluminium and nylon rope fittings
- 4 colour options



Roto Moulded Parts

- Australian made
- UV stable LLDPE
- Multiple colour options

Rails and Frames


- Powder coated stainless steel
- Powder coated aluminium



*Refer to WillPlay's general terms and conditions and warranty for details.

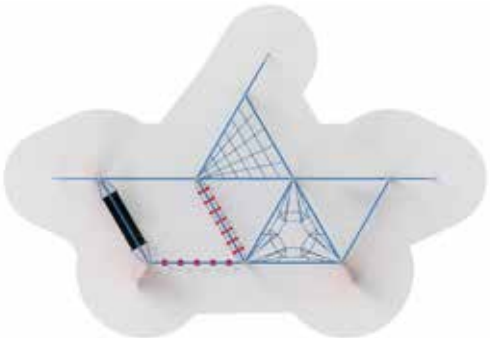
Street Climber System
STC-101

Fall Space	- L 4.76m x W 6.24m
Equipment	- L 1.76m x W 3.16m x H 2.56m
Softfall Area	- 22.9sqm
Age Group	- 4+ years
Fall Height	- 2.45m



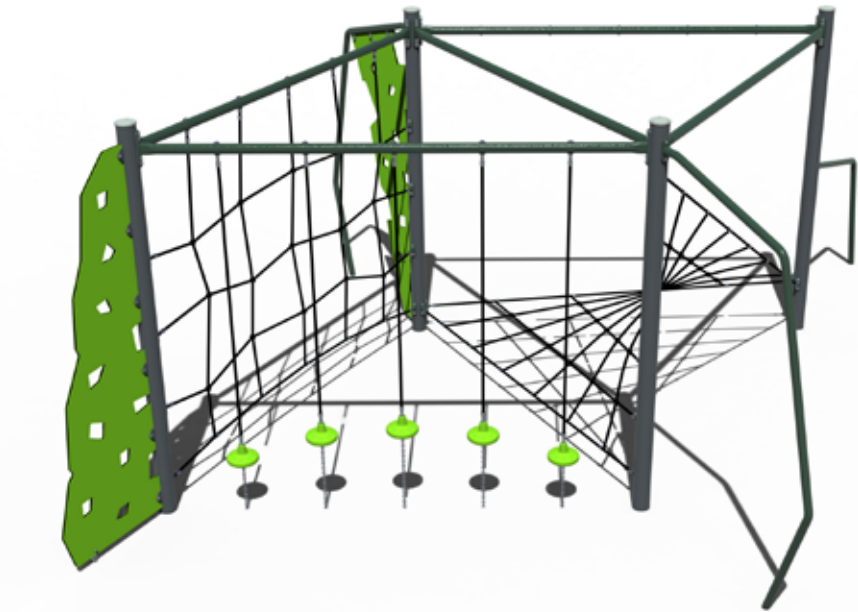
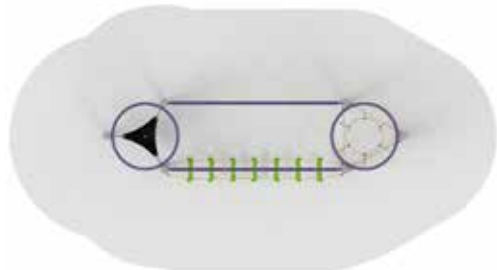
Street Climber System
STC-104

Fall Space	- L 10.32m x W 15m
Equipment	- L 7.24m x W 12.04m x H 2.56m
Softfall Area	- 91.1sqm
Age Group	- 4+ years
Fall Height	- 2.45m



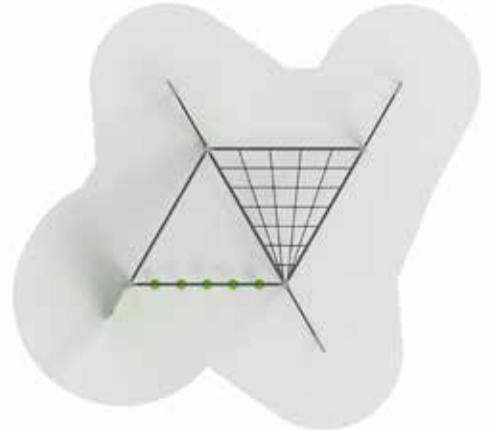
Street Climber System
STC-102

Fall Space	- L 4.33m x W 8.08m
Equipment	- L 1.36m x W 5.03m x H 2.56m
Softfall Area	- 29.2sqm
Age Group	- 4+ years
Fall Height	- 2.45m





Street Climber System
STC-105

Fall Space	- L 8.18m x W 9m
Equipment	- L 5.2m x W 5.7m x H 2.56m
Softfall Area	- 52.2sqm
Age Group	- 4+ years
Fall Height	- 2.45m



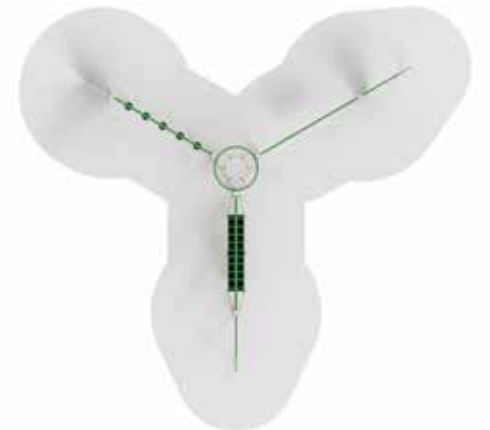
Street Climber System
STC-103

Fall Space	- L 10.08m x W 11.88m
Equipment	- L 7.08m x W 8.86m x H 2.56m
Softfall Area	- 74.5sqm
Age Group	- 4+ years
Fall Height	- 2.45m




Street Climber System
STC-106

Fall Space	- L 10.7m x W 11.44m
Equipment	- L 7.71m x W 8.36m x H 2.56m
Softfall Area	- 61.5sqm
Age Group	- 4+ years
Fall Height	- 2.45m



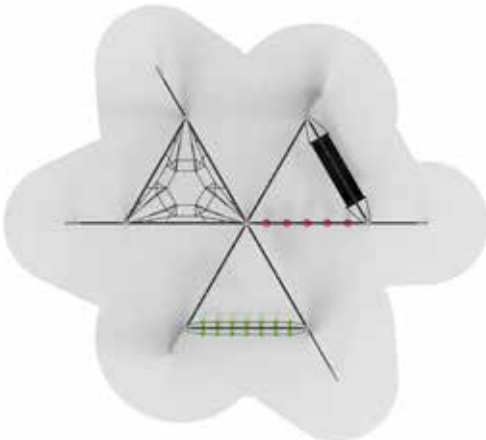
Street Climber System
STC-108

- Fall Space - L 9.18m x W 8.12m
- Equipment - L 5.59m x W 5.21m x H 2.56m
- Softfall Area - 49.8sqm
- Age Group - 4+ years
- Fall Height - 2.45m



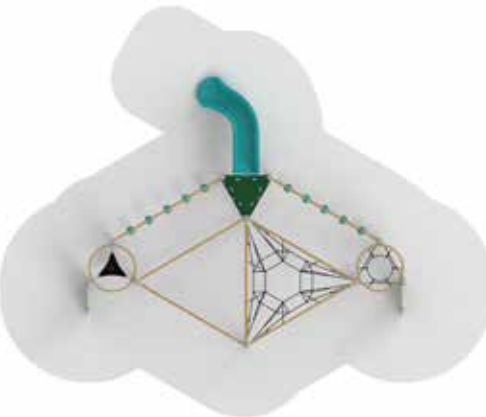
Street Climber System
STC-110

- Fall Space - L 10.8m x W 11.95m
- Equipment - L 7.81m x W 8.98m x H 2.56m
- Softfall Area - 83.7sqm
- Age Group - 4+ years
- Fall Height - 2.45m

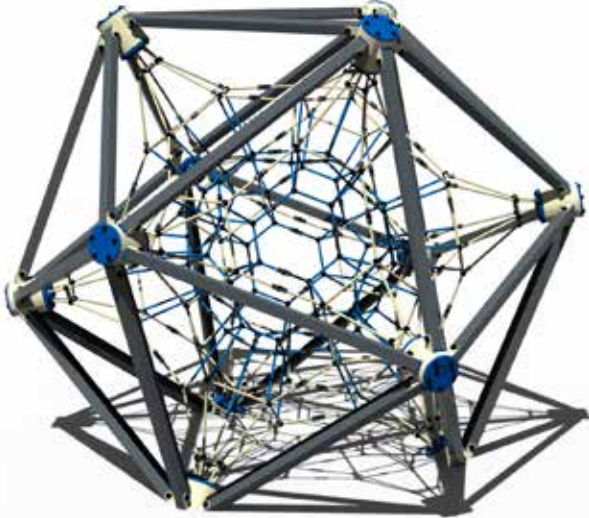


Street Climber System
STC-111

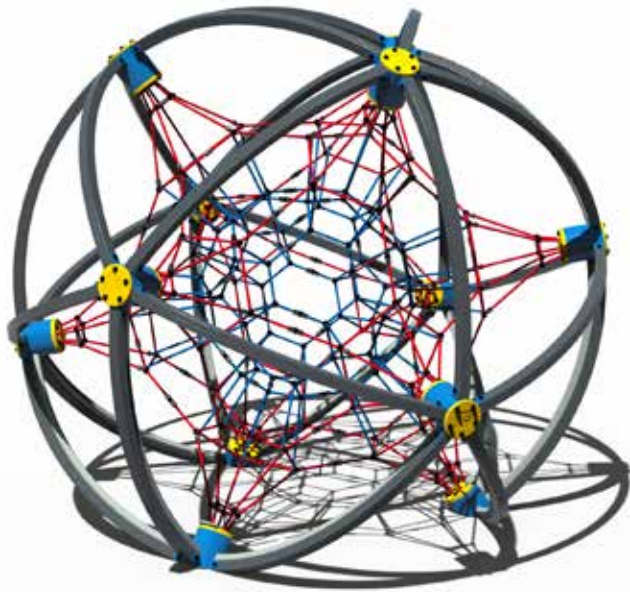
- Fall Space - L 9.68m x W 11.62m
- Equipment - L 6.39m x W 7.52m x H 2.56m
- Softfall Area - 69.1sqm
- Age Group - 4+ years
- Fall Height - 2.45m



Street Climber System
STC-112
 Fall Space - L 7.28m x W 16.48m
 Equipment - L 4.12m x W 13.51m x H 2.56m
 Softfall Area - 77sqm
 Age Group - 4+ years
 Fall Height - 2.45m



Boxie Orb
CO-001
 Fall Space - L 7.03m x W 6.97m
 Equipment - L 3.69m x W 3.26m x H 2.95m
 Softfall Area - 37.7sqm
 Age Group - 4+ years
 Fall Height - 3m



Sphere Orb
SC-001
 Fall Space - L 7.03m x W 6.97m
 Equipment - L 3.69m x W 3.67m x H 3.18m
 Softfall Area - 37.6sqm
 Age Group - 4+ years
 Fall Height - 3m



BOXIE CLIMB

Specifications shown for product pictured. For further information and individual product specifications please visit www.willplay.com.au or contact your local WillPlay representative.
Please note: The details and specifications provided in the catalogue are subject to change at any time.

Let your kids climb their way to the top with WillPlay's Boxie Climb range.

With a variety of climbing options on every unit, these systems build strength and co-ordination, help kids push their physical limits, and are just plain fun. Used as a stand-alone system or as part of a combination, these are great value in a small footprint. With unlimited custom options available, Boxie Climb is perfect for your next project.

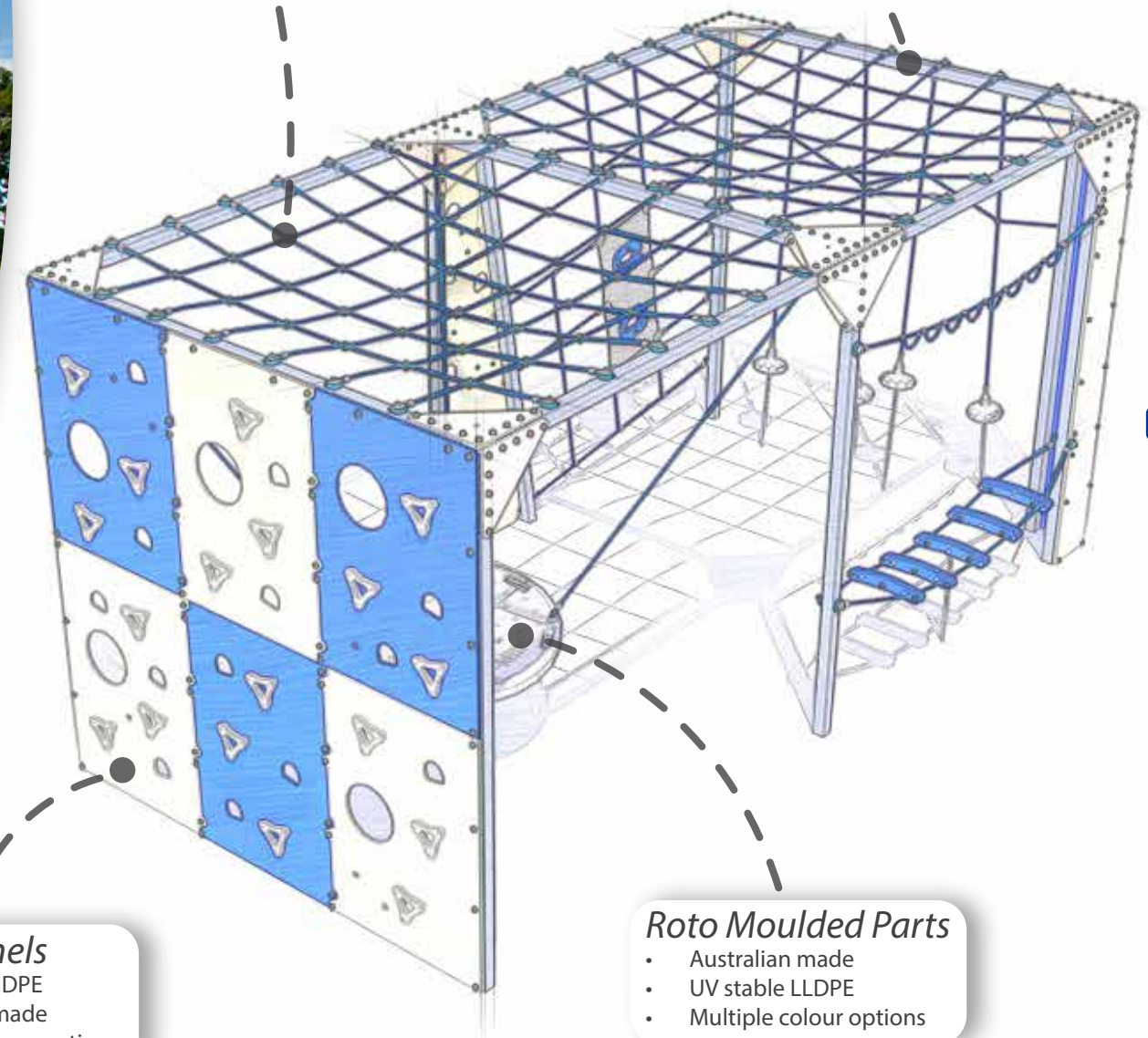


Climbing Nets

- 16mm woven nylon gal core rope
- Aluminium and nylon rope fittings
- 4 colour options

Support Posts

- Australian made
- Powder coated aluminium
- Custom extrusion



Plastic Panels

- UV Stable HDPE
- Australian made
- Multiple colour options

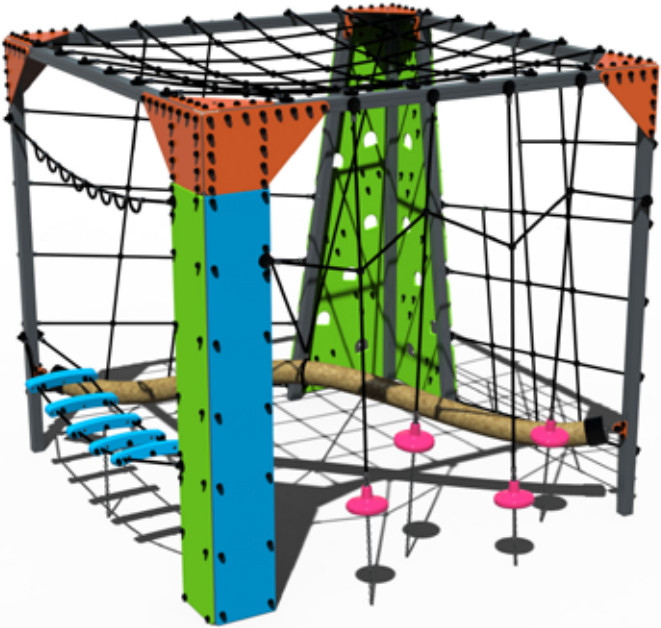
Roto Moulded Parts

- Australian made
- UV stable LLDPE
- Multiple colour options

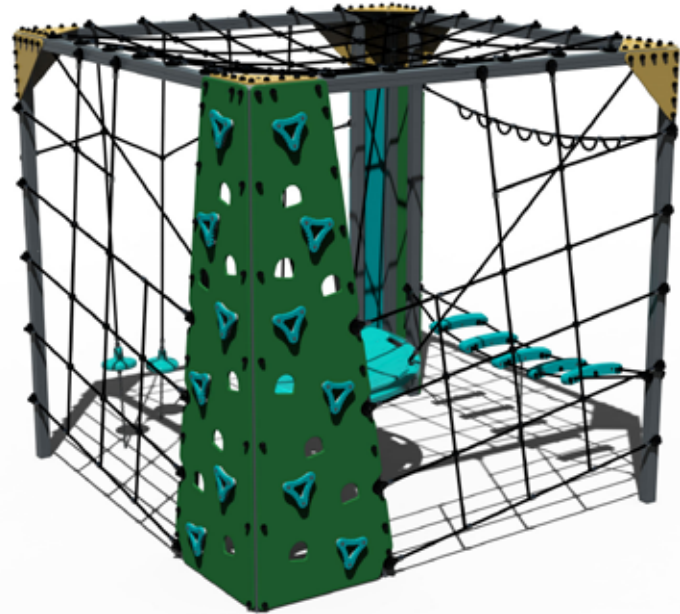



*Refer to WillPlay's general terms and conditions and warranty for details.



Boxie Climb System
CL-0101
 Fall Space - L 6.67m x W 6.67m
 Equipment - L 2.77m x W 2.68m x H 2.44m
 Softfall Area - 40.6sqm
 Age Group - 4+ years
 Fall Height - 2.4m




Boxie Climb System
CL-0102
 Fall Space - L 6.67m x W 6.67m
 Equipment - L 2.77m x W 2.68m x H 2.44m
 Softfall Area - 40.6sqm
 Age Group - 4+ years
 Fall Height - 2.4m



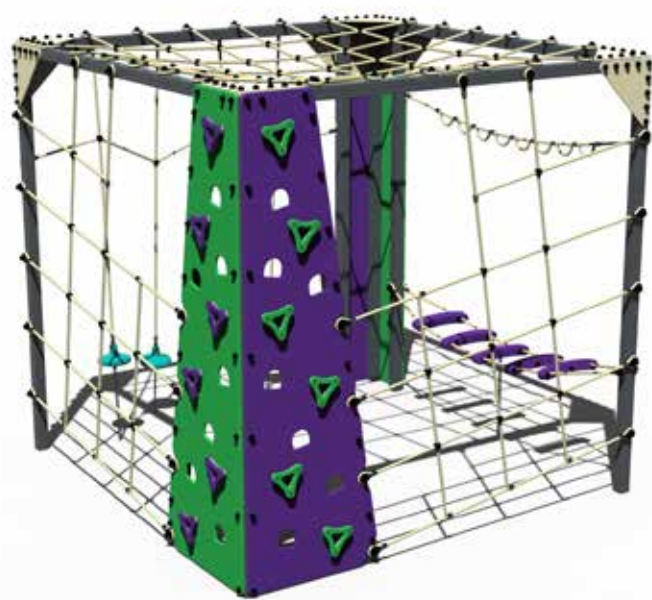

Boxie Climb System
CL-0106
 Fall Space - L 6.67m x W 6.67m
 Equipment - L 2.68m x W 2.56m x H 2.44m
 Softfall Area - 40.6sqm
 Age Group - 4+ years
 Fall Height - 2.4m




Boxie Climb System
CL-0103
 Fall Space - L 6.67m x W 6.67m
 Equipment - L 2.56m x W 2.8m x H 2.44m
 Softfall Area - 40.6sqm
 Age Group - 4+ years
 Fall Height - 2.4m



Boxie Climb System
CL-0104
 Fall Space - L 6.67m x W 6.67m
 Equipment - L 2.77m x W 2.68m x H 2.44m
 Softfall Area - 40.6sqm
 Age Group - 4+ years
 Fall Height - 2.4m

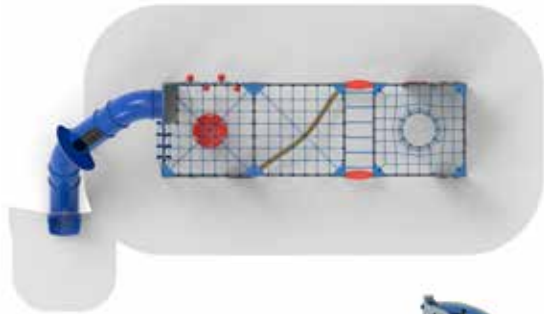


Boxie Climb System
CL-0105
 Fall Space - L 6.67m x W 9.07m
 Equipment - L 2.68m x W 5.17m x H 2.44m
 Softfall Area - 56.6sqm
 Age Group - 4+ years
 Fall Height - 2.4m



Boxie Climb System
CL-0111

Fall Space	- L 8.16m x W 14.29m
Equipment	- L 4.29m x W 11.15m x H 3.82m
Softfall Area	- 84.6sqm
Age Group	- 4+ years
Fall Height	- 2.4m

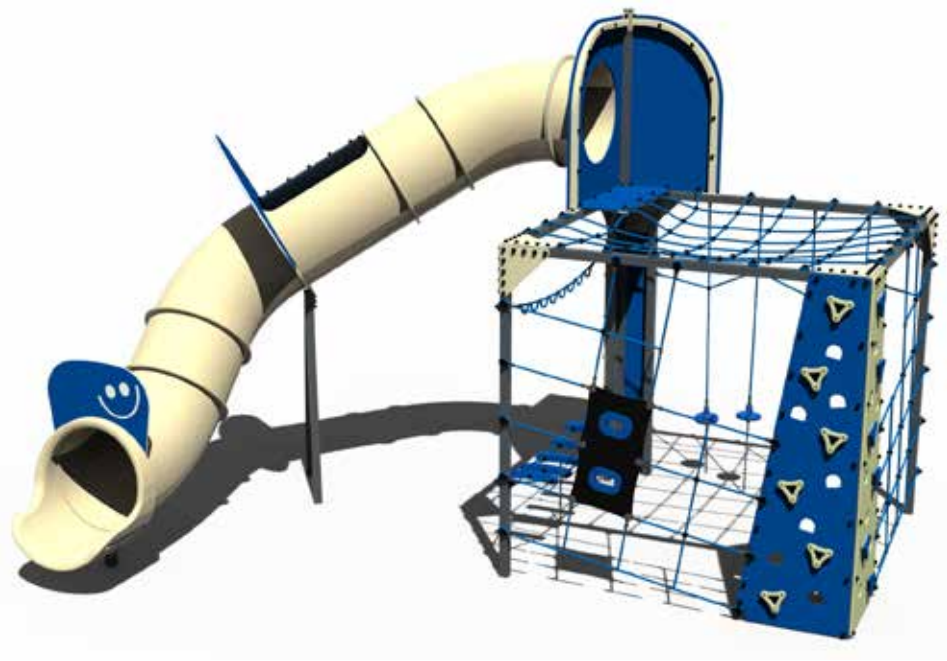


Reverse View



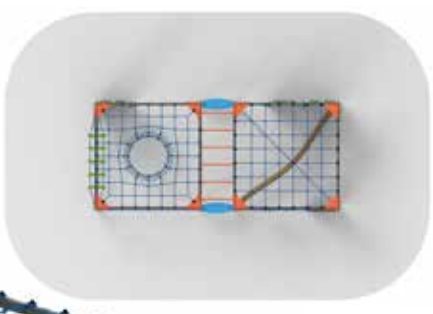
Boxie Climb System
CL-0107

Fall Space	- L 8.16m x W 8.69m
Equipment	- L 4.31m x W 5.6m x H 3.78m
Softfall Area	- 47.4sqm
Age Group	- 4+ years
Fall Height	- 2.4m



Boxie Climb System
CL-0110

Fall Space	- L 6.67m x W 9.87m
Equipment	- L 2.65m x W 5.86m x H 2.46m
Softfall Area	- 61.9sqm
Age Group	- 4+ years
Fall Height	- 2.4m



Reverse View



GIANT TUNNEL

Specifications shown for product pictured. For further information and individual product specifications please visit www.willplay.com.au or contact your local WillPlay representative.
Please note: The details and specifications provided in the catalogue are subject to change at any time.

Giant Tunnels are not for the faint of heart.

You'll be surprised at how much fun you can have in a single element. These tunnels are perfect for those who like a challenge, or if you're looking for something special to create an epic experience for all children.

Giant Tunnels are available in a range of sizes and configurations to suit your needs.

Go big or go home!



Main Frames

- Powder coated stainless steel

Climbing Nets

- 16mm woven nylon gal core rope
- Aluminium and nylon rope fittings
- 4 colour options

Plastic Panels

- UV Stable HDPE
- Australian made
- Multiple colour options

Roto Moulded Parts

- Australian made
- UV stable LLDPE
- Multiple colour options



*Refer to WillPlay's general terms and conditions and warranty for details.

Giant Tunnel
GT-010

- Fall Space - L 7.49m x W 13.7m
- Equipment - L 4.02m x W 9.33m x H 2.45m
- Softfall Area - 91.1sqm
- Age Group - 4+ years
- Fall Height - 2.4m



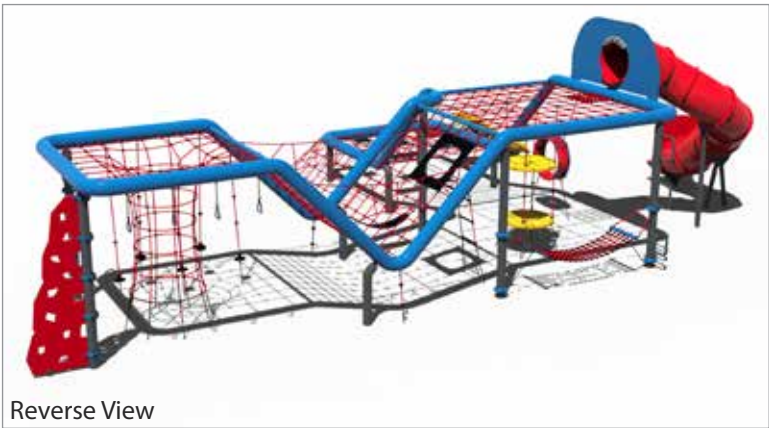

Giant Tunnel
GT-030

- Fall Space - L 7.49m x W 10.7m
- Equipment - L 4.02m x W 6.33m x H 2.45m
- Softfall Area - 69.5sqm
- Age Group - 4+ years
- Fall Height - 2.4m



Giant Tunnel
GT-006

- Fall Space - L 12.66m x W 17.29m
- Equipment - L 9.1m x W 14.54m x H 3.91m
- Softfall Area - 149.9sqm
- Age Group - 4+ years
- Fall Height - 2.7m



Reverse View



Stainless Steel Pipes



CABLEWAY

Specifications shown for product pictured. For further information and individual product specifications please visit www.willplay.com.au or contact your local WillPlay representative.
Please note: The details and specifications provided in the catalogue are subject to change at any time.

WillPlay's Cableway range brings adventure and excitement that will keep them wanting to go again and again.

At up to 40 metres long, the WillPlay Cableway system offers plenty of excitement for any little adventurer.

The WillPlay Cableway comes in single and double configurations to fit any project, with various post styles available, all featuring hot dip galvanized posts and premium fittings.



Trolley

- Built in breaking system
- Stainless steel
- Nylon wheels

Cable

- Galvanised wire
- 10mm 7x19 G2070


Cable Tensioner

- Stainless steel construction

Frames and Posts

- Hot dip galvanised finish

*Please note: All Cableways have a Hot Dip Galvanised finish as a standard. For an additional surcharge they can be powder coated as per our standard powdercoat colours.



*Refer to WillPlay's general terms and conditions and warranty for details.

20m Single Cableway
CW-0005

Fall Space	- L 4m x W 23.64m
Equipment	- L 4.76m x W 23.24m x H 3.83m
Softfall Area	- 87.8sqm
Age Group	- 4+ years
Fall Height	- 1.2m



25m Single Cableway
CW-0004

Fall Space	- L 4m x W 28.64m
Equipment	- L 4.88m x W 28.3m x H 3.99m
Softfall Area	- 107.8sqm
Age Group	- 4+ years
Fall Height	- 1.2m

30m Single Cableway
CW-0003

Fall Space	- L 4m x W 33.64m
Equipment	- L 5m x W 33.36m x H 4.16m
Softfall Area	- 127.8sqm
Age Group	- 4+ years
Fall Height	- 1.2m

* The standard finish for the Cableway is Hot Dip Galvanised. For an additional fee, they can be powder coated in our standard powdercoat colours.



20m Double Cableway
CW-0006

Fall Space	- L 6m x W 23.64m
Equipment	- L 7.76m x W 23.24m x H 3.83m
Softfall Area	- 135.1sqm
Age Group	- 4+ years
Fall Height	- 1.2m

25m Double Cableway
CW-0008

Fall Space	- L 6m x W 28.64m
Equipment	- L 6.88m x W 28.3m x H 3.99m
Softfall Area	- 165.1sqm
Age Group	- 4+ years
Fall Height	- 1.2m

30m Double Cableway
CW-0007

Fall Space	- L 6m x W 33.64m
Equipment	- L 6.94m x W 33.36m x H 4.16m
Softfall Area	- 195.1sqm
Age Group	- 4+ years
Fall Height	- 1.2m



*The standard finish for the Cableway is Hot Dip Galvanised. For an additional fee, they can be powder coated in our standard powdercoat colours.



Standard Starting Platform
CW-1003





20m Single Post Cableway

CW-0010

Fall Space	- L 4m x W 21.61m
Equipment	- L 0.33m x W 21.79m x H 3.74m
Softfall Area	- 81.3sqm
Age Group	- 4+ years
Fall Height	- 1.2m

25m Single Post Cableway

CW-0011

Fall Space	- L 4m x W 26.61m
Equipment	- L 0.33m x W 26.85m x H 3.91m
Softfall Area	- 101.3sqm
Age Group	- 4+ years
Fall Height	- 1.2m

30m Single Post Cableway

CW-0012

Fall Space	- L 4m x W 31.6m
Equipment	- L 0.33m x W 31.97m x H 4.24m
Softfall Area	- 121.3sqm
Age Group	- 4+ years
Fall Height	- 1.2m

35m Single Post Cableway

CW-0013

Fall Space	- L 4m x W 36.61m
Equipment	- L 0.33m x W 37.09m x H 4.57m
Softfall Area	- 141.3sqm
Age Group	- 4+ years
Fall Height	- 1.2m


40m Single Post Cableway

CW-0014

Fall Space	- L 4m x W 41.61m
Equipment	- L 0.33m x W 42.21m x H 4.91m
Softfall Area	- 161.3sqm
Age Group	- 4+ years
Fall Height	- 1.2m



* The standard finish for the Cableway is Hot Dip Galvanised. For an additional fee, they can be powder coated in our standard powdercoat colours.



Single Post Starting Platform
CW-1002



SWINGS

Specifications shown for product pictured. For further information and individual product specifications please visit www.willplay.com.au or contact your local WillPlay representative.
Please note: The details and specifications provided in the catalogue are subject to change at any time.

Swings are a wonderful childhood treat and one that you can enjoy all your life.

From single seats to large multi-user combinations, our swings come in all shapes and sizes, so you can find one that suits your space and style.



Rails and Frames

- Powder coated aluminium

Swing Fittings

- Stainless steel
- Sealed internal bush

Swing Seats

- Stainless steel chains
- Slashproof swing seats
- Reinforced rubber swing seats

Support Posts

- Australian made
- Powder coated aluminium
- Custom extrusion

Roto Moulded Parts

- Australian made
- UV stable LLDPE
- Multiple colour options



*Refer to WillPlay's general terms and conditions and warranty for details.

Double Swing
SW-003

- Fall Space - L 7.62m x W 3.19m
- Equipment - L 1.53m x W 3.17m x H 2.35m
- Softfall Area - 24.3sqm
- Age Group - 3+ years
- Fall Height - 1.3m



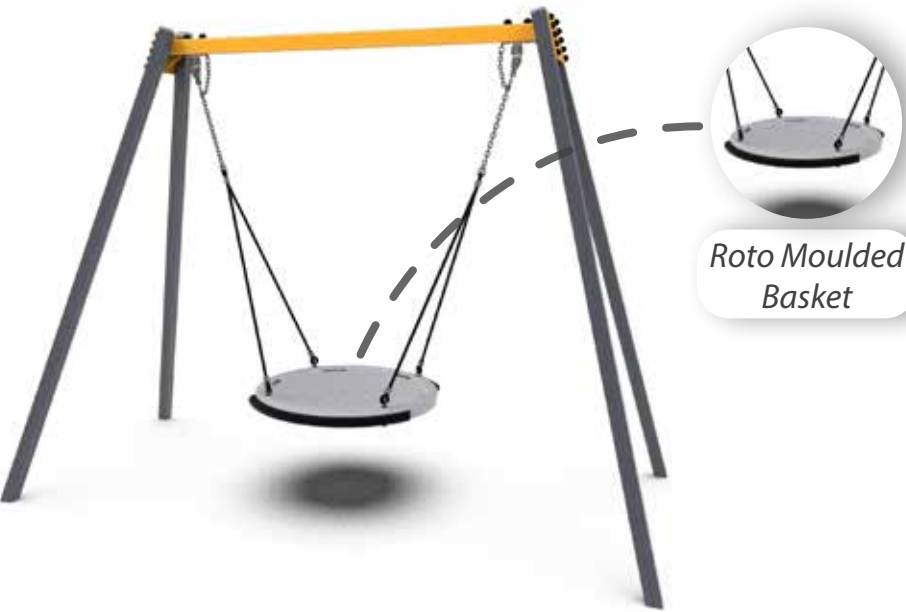
Double Swing - Flat & Joey
SW-042

- Fall Space - L 7.62m x W 3.37m
- Equipment - L 1.53m x W 3.35m x H 2.35m
- Softfall Area - 25.6sqm
- Age Group - 3+ years
- Fall Height - 1.3m



Basket Swing
SW-004

- Fall Space - L 7.52m x W 3.19m
- Equipment - L 1.53m x W 3.17m x H 2.35m
- Softfall Area - 24.3sqm
- Age Group - 3+ years
- Fall Height - 1.35m



Single Swing
SW-010

- Fall Space - L 7.62m x W 2.1m
- Equipment - L 1.53m x W 2.08m x H 2.35m
- Softfall Area - 16sqm
- Age Group - 3+ years
- Fall Height - 1.3m



Toddler Tummy Swing
SW-014

- Fall Space - L 6.49m x W 1.75m
- Equipment - L 0.26m x W 1.61m x H 1.63m
- Softfall Area - 11.4sqm
- Age Group - 1+ years
- Fall Height - 1m




2 Bay Inclusive Swing
SW-007

- Fall Space - L 7.62m x W 5.99m
- Equipment - L 1.53m x W 5.97m x H 2.35m
- Softfall Area - 45.6sqm
- Age Group - 3+ years
- Fall Height - 1.3m




2 Bay Swing
SW-011

Fall Space	- L 7.62m x W 5.99m
Equipment	- L 1.53m x W 5.97m x H 2.35m
Softfall Area	- 45.6sqm
Age Group	- 3+ years
Fall Height	- 1.35m




Flat - Basket
SW-015

Fall Space	- L 7.61m x W 4.9m
Equipment	- L 1.53m x W 4.88m x H 2.35m
Softfall Area	- 37.3sqm
Age Group	- 3+ years
Fall Height	- 1.35m



2 Flat - Toddler - Inclusive
SW-012

Fall Space	- L 7.62m x W 7.69m
Equipment	- L 1.53m x W 7.67m x H 2.35m
Softfall Area	- 58.6sqm
Age Group	- 3+ years
Fall Height	- 1.3m



6 Way Touch Swing
SW-041


Fall Space	- L 13.02m x W 12.15m
Equipment	- L 6.19m x W 7.11m x H 2.34m
Softfall Area	- 70sqm
Age Group	- 3+ years
Fall Height	- 1.85m



* The standard finish for the crossbars is Hot Dip Galvanised. For an additional fee, they can be powder coated in our standard powdercoat colours.

3 Bay - 2 Flat - Toddler - Basket
SW-019

Fall Space	- L 7.61m x W 7.69m
Equipment	- L 1.53m x W 7.67m x H 2.35m
Softfall Area	- 58.6sqm
Age Group	- 3+ years
Fall Height	- 1.35m



5 Way Touch Swing
SW-009

Fall Space	- L 11.56m x W 12.15m
Equipment	- L 5.99m x W 6.29m x H 2.32m
Softfall Area	- 58sqm
Age Group	- 3+ years
Fall Height	- 1.3m

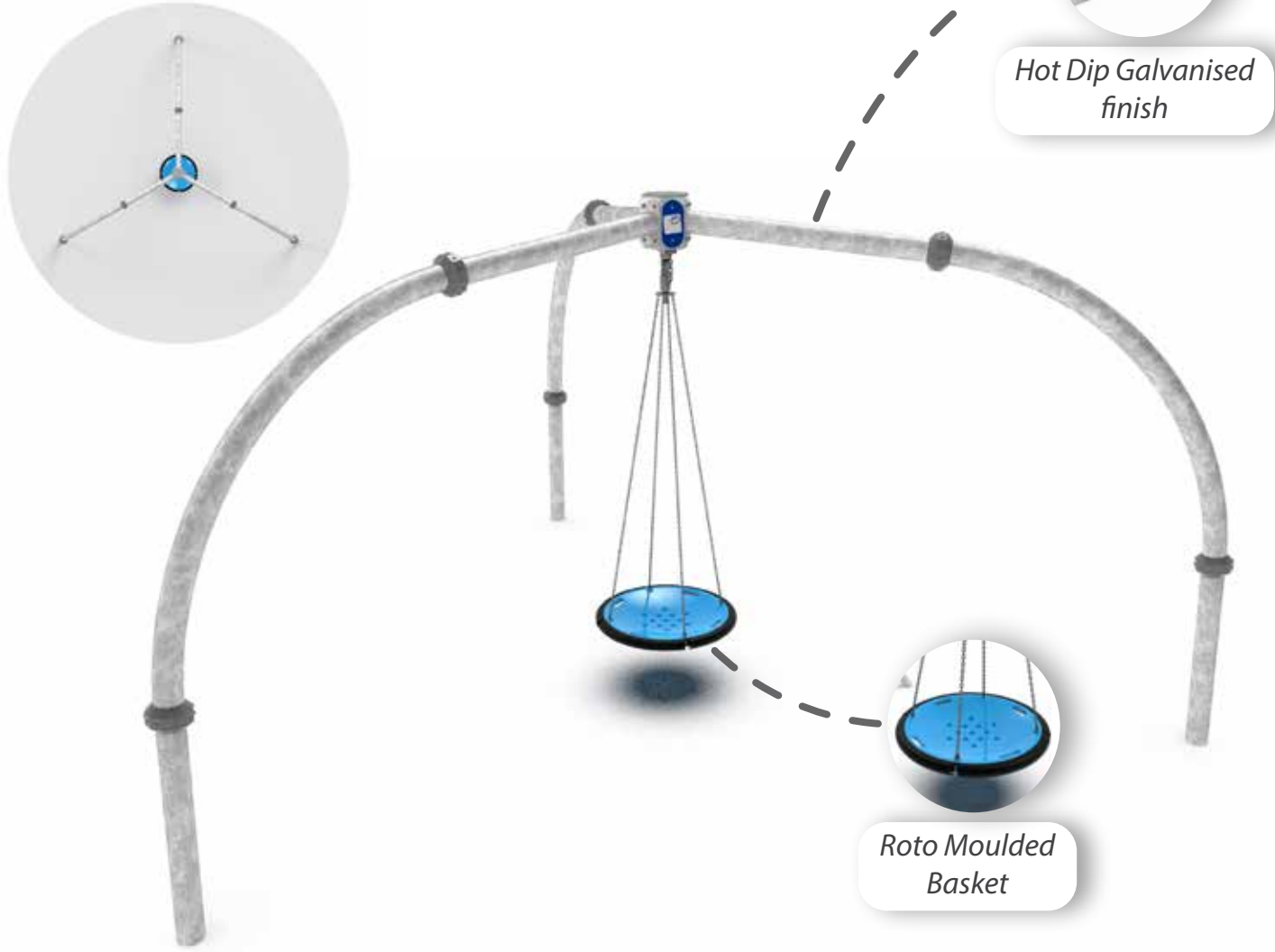


* The standard finish for the crossbars is Hot Dip Galvanised. For an additional fee, they can be powder coated in our standard powdercoat colours.



Large Basket Swing
SW-051

Fall Space	- 9.01m Dia
Equipment	- L 5.55m x W 6.39m x H 3.4m
Softfall Area	- 63.8sqm
Age Group	- 3+ years
Fall Height	- 1.75m



* The standard finish for the Cantilever Swing is Hot Dip Galvanised. For an additional fee, they can be powder coated in our standard powdercoat colours.


4m Marine Swing
SW-050

Fall Space	- L 10.54m x W 4.51m
Equipment	- L 1.98m x W 4.44m x H 5.8m
Softfall Area	- 47.5sqm
Age Group	- 3+ years
Fall Height	- 2.2m



* The standard finish for the 4m Marine Swing is Hot Dip Galvanised. For an additional fee, they can be powder coated in our standard powdercoat colours.

Hot Dip Galvanised
finish



4m Swing
SW-024

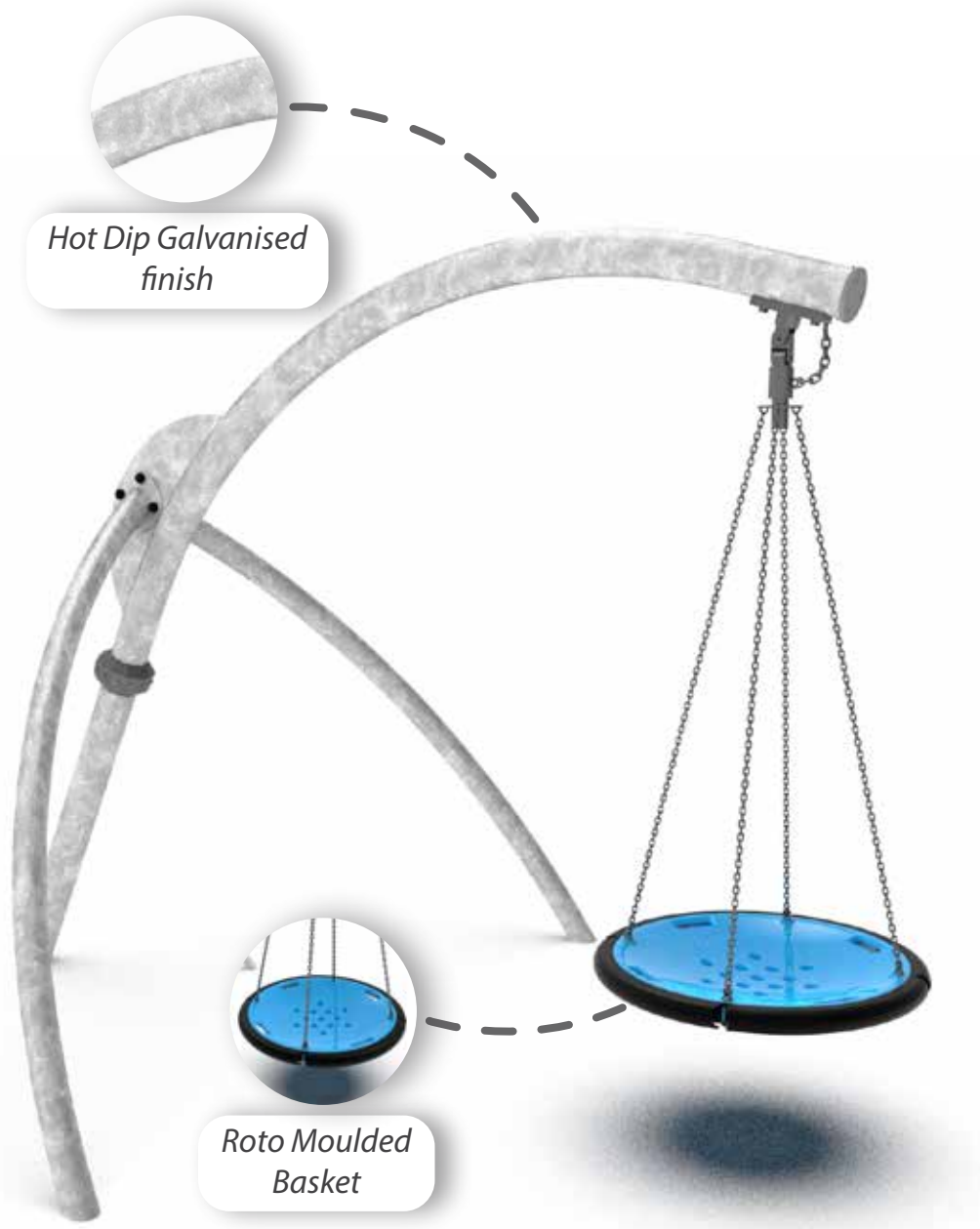
Fall Space	- L 10.54m x W 4.51m
Equipment	- L 1.98m x W 4.44m x H 4.1m
Softfall Area	- 47.5sqm
Age Group	- 3+ years
Fall Height	- 2.2m



* The standard finish for the 4m Swing is Hot Dip Galvanised. For an additional fee, they can be powder coated in our standard powdercoat colours.



Cantilever Swing
SW-043
 Fall Space - 7.81m Dia
 Equipment - L 3.76m x W 3.05m x H 2.75m
 Softfall Area - 47.9sqm
 Age Group - 3+ years
 Fall Height - 1.5m



* The standard finish for the Cantilever Swing is Hot Dip Galvanised. For an additional fee, they can be powder coated in our standard powdercoat colours.

3 Post Swing - Basket - Strap - Toddler
SW-091
 Fall Space - L 8.12m x W 6.43m
 Equipment - L 0.1m x W 6.41m x H 2.69m
 Softfall Area - 52.2sqm
 Age Group - 3+ years
 Fall Height - 1.45m



* The standard finish for the posts is Hot Dip Galvanised. For an additional fee, they can be powder coated in our standard powdercoat colours.



* The standard finish for the posts is Hot Dip Galvanised. For an additional fee, they can be powder coated in our standard powdercoat colours.

2 Post - Double Swing
SW-081
 Fall Space - L 8.12m x W 3.29m
 Equipment - L 0.15m x W 3.27m x H 2.69m
 Softfall Area - 26.7sqm
 Age Group - 3+ years
 Fall Height - 1.45m



* The standard finish for the posts is Hot Dip Galvanised. For an additional fee, they can be powder coated in our standard powdercoat colours.

2 Post - Basket Swing
SW-082
 Fall Space - L 8.12m x W 3.29m
 Equipment - L 1.01m x W 3.27m x H 2.69m
 Softfall Area - 26.7sqm
 Age Group - 3+ years
 Fall Height - 1.45m



FREESTANDING

Specifications shown for product pictured. For further information and individual product specifications please visit www.willplay.com.au or contact your local WillPlay representative.
Please note: The details and specifications provided in the catalogue are subject to change at any time.

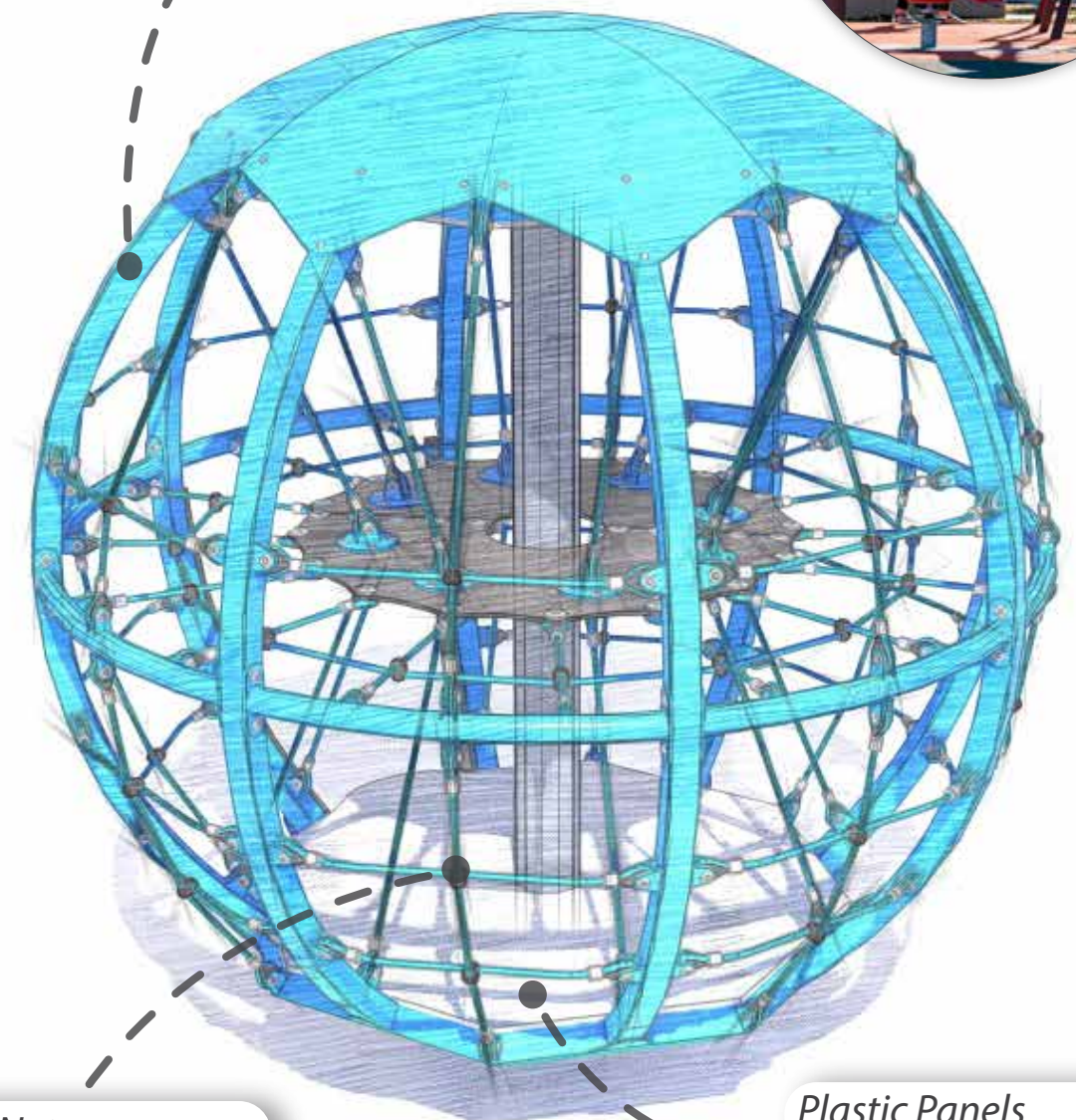
Spin. Spin. Spin.

Kid's love to spin, slide and smile. WillPlay's FSM range has something for every application. From single-user spinners to our amazing accessible items, WillPlay has a wide range of Freestanding items to choose from.



Rails and Frames

- Powder coated stainless steel
- Powder coated aluminium



Climbing Nets

- 16mm woven nylon gal core rope
- Aluminium and nylon rope fittings
- 4 colour options

Plastic Panels

- UV Stable HDPE
- Australian made
- Multiple colour options



*Refer to WillPlay's general terms and conditions and warranty for details.



Accessible Digger
FSM-0001

Fall Space	- L 2.3m x W 2.94m	Age Group	- 2+ years
Equipment	- L 0.26m x W 0.72m x H 0.79m	Fall Height	- 0.5m
Softfall Area	- 5.5sqm		



Digger
FSM-0002

Fall Space	- W 3.65m Dia	Age Group	- 2+ years
Equipment	- L 0.26m x W 1.11m x H 0.79m	Fall Height	- 0.5m
Softfall Area	- 10.4sqm		



Rotata D Spinner
FSM-0010

Fall Space	- L 3.4 m Dia	Age Group	- 2+ years
Equipment	- L 0.4m x W 0.4m x H 0.34m	Fall Height	- 1m
Softfall Area	- 9sqm		




Perpetual Spinner
FSM-0005

Fall Space	- W 3.52m Dia	Age Group	- 2+ years
Equipment	- L 0.49m x W 0.43m x H 0.5m	Fall Height	- 1m
Softfall Area	- 9.7sqm		



Turbo Spinner
FSM-0006

Fall Space	- W 3.4m Dia	Age Group	- 2+ years
Equipment	- L 0.4m x W 0.4m x H 1.29m	Fall Height	- 1m
Softfall Area	- 9sqm		



Universe Spinner
FSM-0003

Fall Space	- L 5.6m Dia
Equipment	- L 1.6m x W 1.6m x H 1.25m
Softfall Area	- 24.6sqm
Age Group	- 2+ years
Fall Height	- 1m



Rotata A Spinner
FSM-0007

Fall Space	- L 3.4m Dia	Age Group	- 2+ years
Equipment	- L 0.4m x W 0.4m x H 1.67m	Fall Height	- 1m
Softfall Area	- 9sqm		

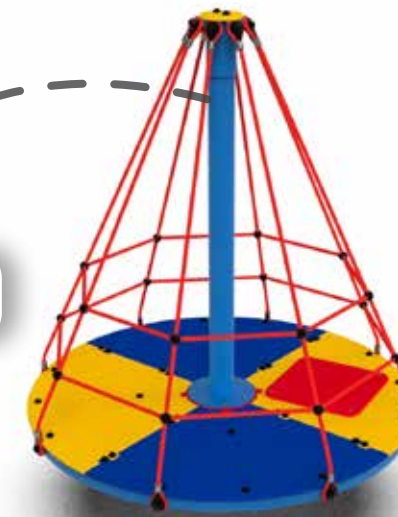


Rotata B Spinner
FSM-0008

Fall Space	- L 3.4m Dia	Age Group	- 2+ years
Equipment	- L 0.4m x W 0.4m x H 1.67m	Fall Height	- 1m
Softfall Area	- 9sqm		



Stainless Steel and
Aluminum Framework



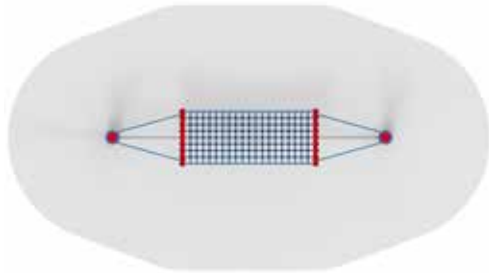
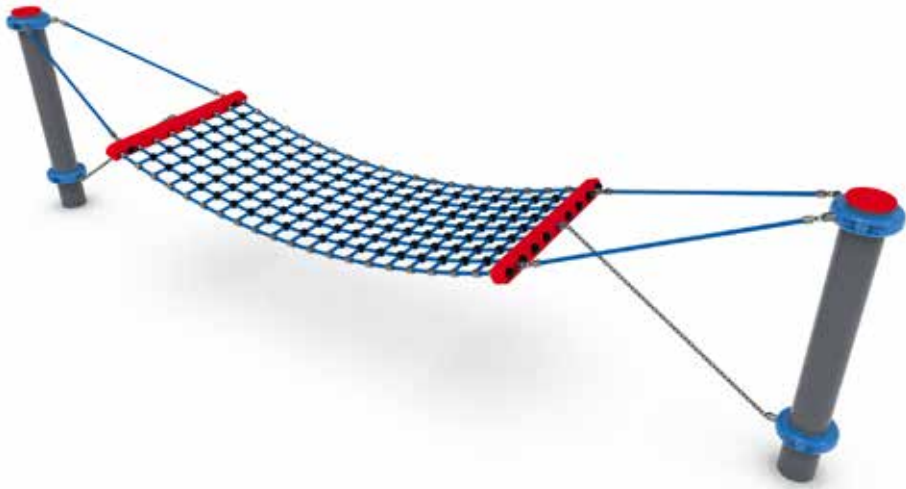
Rope Spinner
FSM-0004

Fall Space	- L 5.6m Dia
Equipment	- L 1.6m x W 1.6m x H 2.04m
Softfall Area	- 24.6sqm
Age Group	- 2+ years
Fall Height	- 1m



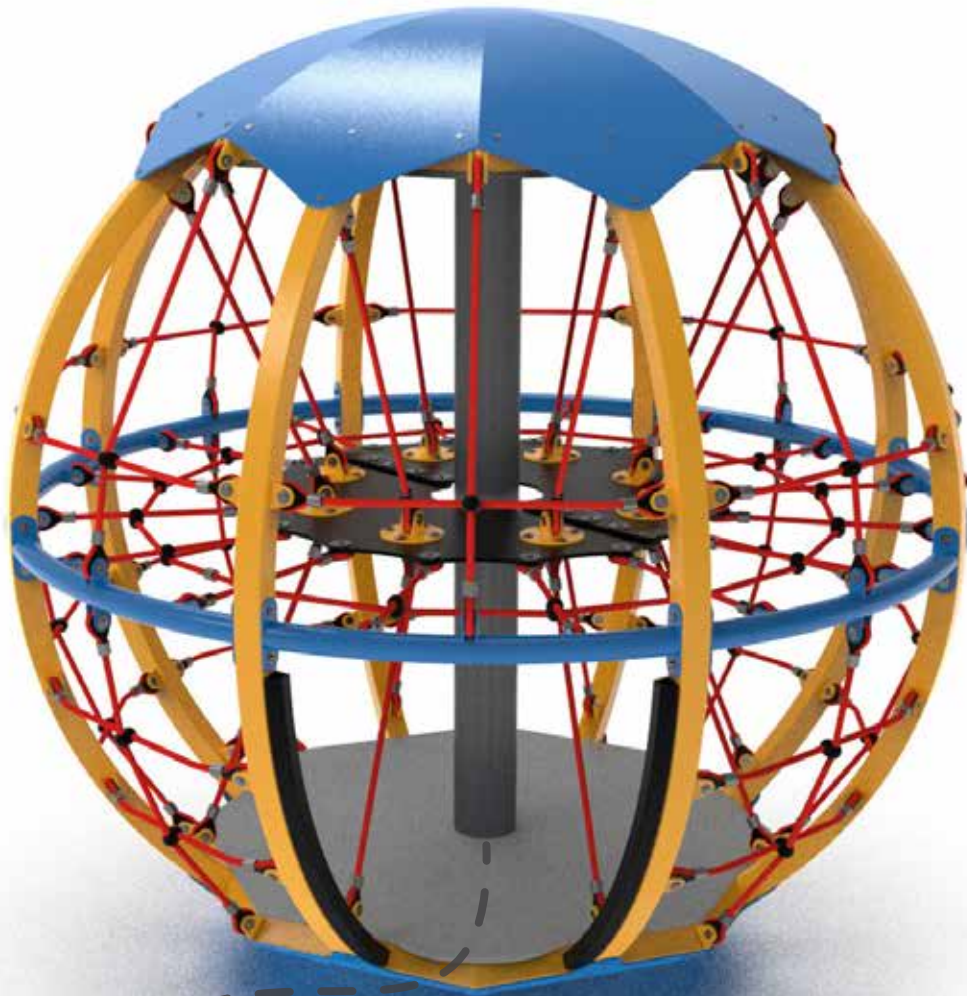
Hammock
FSM-0011

Fall Space	- L 4.09m x W 7.42m
Equipment	- L 0.89m x W 4.42m x H 1.16m
Softfall Area	- 24.8sqm
Age Group	- 2+ years
Fall Height	- 1m



Spinning Orb
FSM-0014

Fall Space	- L 7.9m Dia
Equipment	- L 2.4m x W 2.4m x H 2.51m
Softfall Area	- 49sqm
Age Group	- 2+ years
Fall Height	- 1.6m



Stainless Steel and
Aluminum Framework

Smooth Glider
FSM-0015

Fall Space	- L 4.63m x W 5.98m
Equipment	- L 1.72m x W 2.57m x H 1.32m
Softfall Area	- 25.7sqm
Age Group	- 2+ years
Fall Height	- 1m



900 Straight FS Slide
FSM-0016

Fall Space	- L 3.66m x W 6.08m
Equipment	- L 0.81m x W 2.57m x H 1.85m
Softfall Area	- 18.7sqm
Age Group	- 2+ years
Fall Height	- 1m



1200 Straight FS Slide
FSM-0017

Fall Space	- L 3.66m x W 6.61m
Equipment	- L 0.81m x W 3.11m x H 2.15m
Softfall Area	- 20.7sqm
Age Group	- 2+ years
Fall Height	- 1.2m




1200 Curved Left FS Slide
FSM-0018

- Fall Space - L 5.01m x W 5.9m
- Equipment - L 1.52m x W 2.76m x H 2.15m
- Softfall Area - 20.8sqm
- Age Group - 2+ years
- Fall Height - 1.2m



1200 Curved Right FS Slide
FSM-0019

- Fall Space - L 5.01m x W 5.9m
- Equipment - L 1.52m x W 2.76m x H 2.15m
- Softfall Area - 20.8sqm
- Age Group - 2+ years
- Fall Height - 1.2m



1500 Straight FS Slide
FSM-0020

- Fall Space - L 3.66m x W 7.15m
- Equipment - L 0.81m x W 3.65m x H 2.45m
- Softfall Area - 22.6sqm
- Age Group - 2+ years
- Fall Height - 1.5m



Roto Moulded Slide




1500 Curved Left FS Slide
FSM-0021

- Fall Space - L 5.01m x W 6.44m
- Equipment - L 1.52m x W 3.3m x H 2.45m
- Softfall Area - 22.7sqm
- Age Group - 2+ years
- Fall Height - 1.5m




1500 Curved Right FS Slide
FSM-0022

- Fall Space - L 5.01m x W 6.44m
- Equipment - L 1.52m x W 3.3m x H 2.45m
- Softfall Area - 22.7sqm
- Age Group - 2+ years
- Fall Height - 1.5m



1m Stainless Embankment Slide
FSM-0024

- Fall Space - L 3.09m x W 4.31m
- Equipment - L 1.12m x W 2.37m x H 2m
- Softfall Area - 12.9sqm
- Age Group - 2+ years
- Fall Height - 1m



Stainless Steel
Slide Bed

1.5m Stainless Embankment Slide
FSM-0025

- Fall Space - L 3.09m x W 4.53m
- Equipment - L 1.12m x W 2.58m x H 2.4m
- Softfall Area - 13.6sqm
- Age Group - 2+ years
- Fall Height - 1.5m



Stainless Steel
Slide Bed

All-Abilities Spinner
FSM-0027

- Fall Space - L 6m Dia
- Equipment - L 2.19m x W 2.19m x H 0.9m
- Softfall Area - 28.2sqm
- Age Group - 2+ years
- Fall Height - 1m



Gloss White
Powder coated Checkerplate

Tractor Smooth Glider
FSM-0029

- Fall Space - L 4.63m x W 5.89m
- Equipment - L 1.65m x W 2.57m x H 2m
- Softfall Area - 25.3sqm
- Age Group - 2+ years
- Fall Height - 1m



SPRINGER

Specifications shown for product pictured. For further information and individual product specifications please visit www.willplay.com.au or contact your local WillPlay representative.
Please note: The details and specifications provided in the catalogue are subject to change at any time.

Spring into action with our classic rockers!

Our range of Springers will give years of safe and fun play in any location. Colourful and fun designs make these as appealing as they are durable.

With our wide range of designs, there's a Springer for every environment.



Handles

- UV stable rubber
- Aluminium core

Plastic Panels

- UV Stable HDPE
- Australian made
- Multiple colour options

Springs

- Premium Play Springs
- Powder coated
- Designed for rockers



*Refer to WillPlay's general terms and conditions and warranty for details.



Single Rocker A
R-0001

Fall Space	- L 2.76m x W 2.88m	Age Group	- 2+ years
Equipment	- L 0.39m x W 0.48 m x H 0.78m	Fall Height	- 0.6m
Softfall Area	- 6.7sqm		



Shield Rocker
R-0041

Fall Space	- L 2.77m x W 2.99m	Age Group	- 2+ years
Equipment	- L 0.4m x W 0.59m x H 0.91m	Fall Height	- 0.6m
Softfall Area	- 7sqm		



Dino Rocker
R-0025

Fall Space	- L 2.79m x W 3.08m	Age Group	- 2+ years
Equipment	- L 0.46m x W 0.68m x H 0.83m	Fall Height	- 0.6m
Softfall Area	- 7.3sqm		



Butterfly Rocker
R-0028

Fall Space	- L 2.79m x W 3.01m	Age Group	- 2+ years
Equipment	- L 0.43m x W 0.61m x H 0.78m	Fall Height	- 0.6m
Softfall Area	- 7.1sqm		



Koala Rocker
R-0010

Fall Space	- L 2.76m x W 2.83m	Age Group	- 2+ years
Equipment	- L 0.4m x W 0.43m x H 0.84m	Fall Height	- 0.6m
Softfall Area	- 6.5sqm		



Cockatoo Rocker
R-0011

Fall Space	- L 2.79m x W 2.96m	Age Group	- 2+ years
Equipment	- L 0.43m x W 0.56m x H 0.91m	Fall Height	- 0.6m
Softfall Area	- 7sqm		



Echidna Rocker
R-0034

Fall Space	- L 2.79m x W 3.12m	Age Group	- 2+ years
Equipment	- L 0.43m x W 0.72m x H 0.84m	Fall Height	- 0.6m
Softfall Area	- 7.4sqm		



Wombat Rocker
R-0035

Fall Space	- L 2.79m x W 3.02m	Age Group	- 2+ years
Equipment	- L 0.43m x W 0.62m x H 0.86m	Fall Height	- 0.6m
Softfall Area	- 7.1sqm		



Pelican Rocker
R-0015

Fall Space	- L 2.79m x W 2.92m	Age Group	- 2+ years
Equipment	- L 0.42m x W 0.52m x H 0.83m	Fall Height	- 0.6m
Softfall Area	- 6.9sqm		



Sheep Rocker
R-0022

Fall Space	- L 2.77m x W 3.24m	Age Group	- 2+ years
Equipment	- L 0.4m x W 0.84m x H 0.85m	Fall Height	- 0.6m
Softfall Area	- 7.7sqm		



Dolphin Rocker
R-0038

Fall Space	- L 2.77m x W 3.16m	Age Group	- 2+ years
Equipment	- L 0.4m x W 0.76m x H 0.87m	Fall Height	- 0.6m
Softfall Area	- 7.4sqm		



Parrot Rocker
R-0042

Fall Space	- L 2.76m x W 3.13m	Age Group	- 2+ years
Equipment	- L 0.43m x W 0.73m x H 0.84m	Fall Height	- 0.6m
Softfall Area	- 7.3sqm		



Single Bike Rocker
R-0008

Fall Space	- L 2.74m x W 3.2m	Age Group	- 2+ years
Equipment	- L 0.34m x W 0.8m x H 0.82m	Fall Height	- 0.6m
Softfall Area	- 7.5sqm		



Tractor Rocker
R-0021

Fall Space	- L 2.81m x W 3.03m	Age Group	- 2+ years
Equipment	- L 0.44m x W 0.63m x H 0.91m	Fall Height	- 0.6m
Softfall Area	- 7.2sqm		



Flower Rocker
R-0026

Fall Space	- L 2.8m x W 3.12m	Age Group	- 2+ years
Equipment	- L 0.43m x W 0.72m x H 0.96m	Fall Height	- 0.6m
Softfall Area	- 7.4sqm		



Strawberry Rocker
R-0039

Fall Space	- L 2.81m x W 2.97m	Age Group	- 2+ years
Equipment	- L 0.41m x W 0.57m x H 0.87m	Fall Height	- 0.6m
Softfall Area	- 7.1sqm		



Train Rocker
R-0016

Fall Space	- L 2.77m x W 2.91m	Age Group	- 2+ years
Equipment	- L 0.4m x W 0.51m x H 0.79m	Fall Height	- 0.6m
Softfall Area	- 6.8sqm		



Boat Rocker
R-0017

Fall Space	- L 2.8m x W 2.91m	Age Group	- 2+ years
Equipment	- L 0.4m x W 0.51m x H 0.81m	Fall Height	- 0.6m
Softfall Area	- 6.8sqm		



Apple Rocker
R-0040

Fall Space	- L 2.77m x W 2.94m	Age Group	- 2+ years
Equipment	- L 0.4m x W 0.54m x H 1.05m	Fall Height	- 0.6m
Softfall Area	- 6.9sqm		



Orange Rocker
R-0044

Fall Space	- L 2.81m x W 2.97m	Age Group	- 2+ years
Equipment	- L 0.42m x W 0.57m x H 0.84m	Fall Height	- 0.6m
Softfall Area	- 7.1sqm		



Digger Rocker
R-0029

Fall Space	- L 2.77m x W 2.95m	Age Group	- 2+ years
Equipment	- L 0.4m x W 0.55m x H 0.81m	Fall Height	- 0.6m
Softfall Area	- 6.9sqm		



Army Tank Rocker
R-0030

Fall Space	- L 2.77m x W 2.95m	Age Group	- 2+ years
Equipment	- L 0.4m x W 0.55m x H 0.81m	Fall Height	- 0.6m
Softfall Area	- 6.9sqm		



Inclusive Rocker
R-0032

Fall Space	- L 2.77m x W 3.01m	Age Group	- 2+ years
Equipment	- L 0.41m x W 0.61m x H 0.89m	Fall Height	- 0.6m
Softfall Area	- 7sqm		



Inclusive Rocket Rocker
R-0036

Fall Space	- L 2.77m x W 3.01m	Age Group	- 2+ years
Equipment	- L 0.41m x W 0.61m x H 0.89m	Fall Height	- 0.6m
Softfall Area	- 7sqm		

Car Rocker
R-0012

Fall Space - L 4.38m x W 4.69m
Equipment - L 1.38m x W 1.69m x H 1.34m
Softfall Area - 18.6sqm
Age Group - 3+ years
Fall Height - 1.2m



Inclusive Football Rocker
R-0033

Fall Space - L 2.77m x W 3.01m
Equipment - L 0.41m x W 0.61m x H 0.89m
Softfall Area - 7sqm

Age Group - 2+ years
Fall Height - 0.6m




Rocking Horse Rocker
R-0043

Fall Space - L 2.77m x W 3.01m
Equipment - L 0.41m x W 0.61m x H 0.89m
Softfall Area - 7sqm

Age Group - 2+ years
Fall Height - 0.6m

Fire Truck Rocker
R-0020

Fall Space - L 4.38m x W 4.65m
Equipment - L 1.39m x W 1.65m x H 1.37m
Softfall Area - 18.3sqm
Age Group - 3+ years
Fall Height - 1.2m




Tippy Rocker
R-0009

Fall Space - L 3.8m x W 3.8m
Equipment - L 0.8m x W 0.8m x H 1.27m
Softfall Area - 11.8sqm
Age Group - 2+ years
Fall Height - 0.6m




Tractor Car Rocker
R-0023

Fall Space - L 4.29m x W 4.76m
Equipment - L 1.34m x W 1.76m x H 1.49m
Softfall Area - 18.4sqm
Age Group - 3+ years
Fall Height - 1.2m



Surfboard Rocker
R-0018

Fall Space - L 3.44m x W 4.28m
Equipment - L 0.44m x W 1.28m x H 0.36m
Softfall Area - 11.8sqm
Age Group - 3+ years
Fall Height - 0.6m




Double Rocker
R-0002

Fall Space - L 2.27m x W 5m
Equipment - L 0.29m x W 3.03m x H 0.63m
Softfall Area - 10.3sqm
Age Group - 3+ years
Fall Height - 0.6m



4 Seat Double Rocker
R-00031

Fall Space - L 2.27m x W 5.3m
Equipment - L 0.29m x W 3.3m x H 0.63m
Softfall Area - 6.9sqm
Age Group - 3+ years
Fall Height - 0.6m



Group Rocker
R-0007

Fall Space - L 4.2m x W 4.2m
Equipment - L 1.2m x W 1.2m x H 0.63m
Softfall Area - 13.2sqm
Age Group - 3+ years
Fall Height - 0.6m



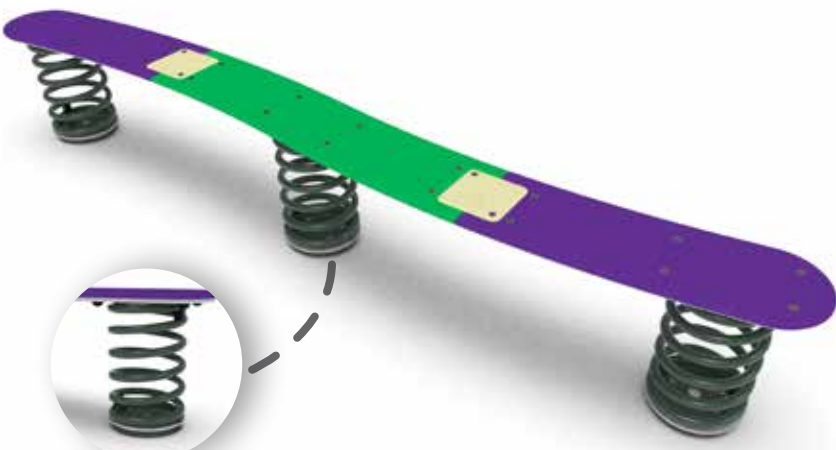
Seesaw
R-0013

Fall Space - L 2.96m x W 5.02m
Equipment - L 0.96m x W 3.01m x H 0.74m
Softfall Area - 11.2sqm
Age Group - 3+ years
Fall Height - 0.8m



Balance Board
R-0006


Fall Space - L 3.3m x W 5.35m
Equipment - L 0.3m x W 2.35m x H 0.35m
Softfall Area - 15sqm
Age Group - 3+ years
Fall Height - 0.6m



Premium Play Springs

Spinning Seesaw
R-0019

Fall Space - L 6.74 Dia
Equipment - L 0.32m x W 2.74m x H 1.64m
Softfall Area - 35.6sqm
Age Group - 3+ years
Fall Height - 1.2m





* The standard finish for the Spinning Seesaw is Hot Dip Galvanised.



Scale Seesaw
R-0024

Fall Space - L 4.58m x W 8.35m
Equipment - L 0.28m x W 4.02m x H 2.99m
Softfall Area - 33.7sqm
Age Group - 3+ years
Fall Height - 1.2m



Hot Dip Galvanised finish

* The standard finish for the Scale Seesaw is Hot Dip Galvanised. For an additional fee, they can be powder coated in our standard powdercoat colours.



SAND AND WATER PLAY

Specifications shown for product pictured. For further information and individual product specifications please visit www.willplay.com.au or contact your local WillPlay representative.
Please note: The details and specifications provided in the catalogue are subject to change at any time.

Sand and water play is a great way to encourage children to play together.

It's mesmerising watching sand slip through your fingers.

The Sand and Water play range has many benefits for development, such as enhancing motor skills, social and emotional awareness, sparking creativity and improving concepts of mathematics and science.



Support Posts

- Australian made
- Powder coated aluminium
- Custom extrusion

Plastic Panels

- UV Stable HDPE
- Australian made
- Multiple colour options

Pulley System

- Stainless steel chains
- Powder coated aluminium

Roto Moulded Parts

- UV stable LLDPE
- Roto scoops
- Roto bucket with drain

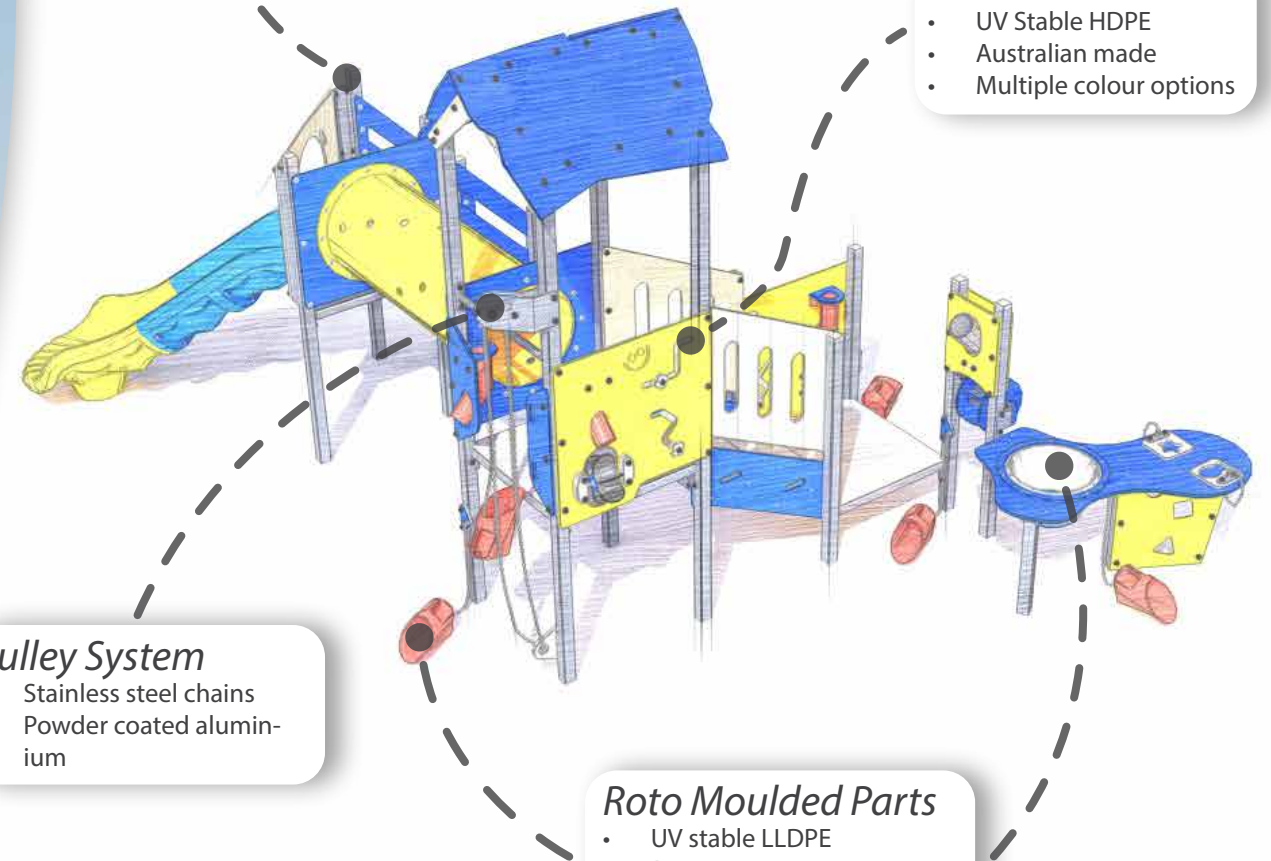


Image courtesy of
Active Discovery

*Refer to WillPlay's general terms and conditions and warranty for details.

Sand Play System
SWP-001

Circulation Zone - L 2.88m x W 3.07m
Equipment - L 0.88m x W 1.07m x H 1.24m
Age Group - 3+ years



Sand Play System
SWP-002

Circulation Zone - L 2.85m x W 3.34m
Equipment - L 1.85m x W 1.34m x H 0.68m
Age Group - 3+ years



Sand Play System
SWP-003

Circulation Zone - L 3.33m x W 3.45m
Equipment - L 1.33m x W 1.45m x H 1.35m
Age Group - 3+ years



Sand and Water Play System
SWP-004

Circulation Zone - L 4.29m x W 4.35m
Equipment - L 2.29m x W 2.36m x H 2.02m
Age Group - 3+ years



Image courtesy of
Active Discovery



Sand Play System
SWP-007

Fall Space - L 7.75m x W 9.03m
Equipment - L 4.38m x W 5.66m x H 2.97m
Softfall Area - 40.7sqm
Age Group - 4+ years
Fall Height - 0.9m



Reverse View




Stainless Steel Chain
Pulley Assembly



Sand and Water Play System
SWP-005

Circulation Zone - L 4.29m x W 4.35m
Equipment - L 2.29m x W 2.36m x H 1.98m
Age Group - 3+ years



Water Play



Sand Play System
SWP-006

Circulation Zone - L 3.77m x W 4.33m
Equipment - L 1.77m x W 2.33m x H 1.84m
Age Group - 3+ years




Image courtesy of
Active Discovery




Reverse View



Sand Play System
SWP-008

Fall Space - L 4.54m x W 6.7m
Equipment - L 1.66m x W 3.82m x H 3m
Softfall Area - 26.4sqm
Age Group - 4+ years
Fall Height - 1.2m



LITTLES

Specifications shown for product pictured. For further information and individual product specifications please visit www.willplay.com.au or contact your local WillPlay representative.
Please note: The details and specifications provided in the catalogue are subject to change at any time.

WillPlay's Littles range is perfect for engaging your little ones in safe and imaginative play.

We offer floor-based activities that promote safe play while challenging the imaginations of littles. From cubby houses to interactive activity stations, our Littles range has something for every budget. The Littles range can be coloured and themed to match any site or installation.



Roto Moulded Parts

- Australian made
- UV stable LLDPE
- Multiple colour options

Support Posts


- Australian made
- Powder coated aluminium
- Custom extrusion

Rails and Frames

- Powder coated stainless steel
- Powder coated aluminium

Plastic Panels

- UV Stable HDPE
- Australian made
- Multiple colour options



*Refer to WillPlay's general terms and conditions and warranty for details.



4 in a Row Panel
LT-001

Equipment - L 0.1m x W 0.79m x H 1.3m



Alphabet Panel
LT-002

Equipment - L 0.1m x W 0.79m x H 1.3m



Ball Maze Panel
LT-003

Equipment - L 0.13m x W 0.79m x H 1.3m



Weather Station Panel
LT-013

Equipment - L 0.14m x W 0.79m x H 1.3m



Vertical Blackboard Panel
LT-014

Equipment - L 0.1m x W 0.79m x H 1.3m



Horizontal Blackboard Panel
LT-015

Equipment - L 0.08m x W 1.18m x H 1.31m



Chimes Panel
LT-004

Equipment - L 0.16m x W 0.79m x H 1.3m



Gears Panel
LT-005

Equipment - L 0.16m x W 0.79m x H 1.3m



Crazy Wheel Panel
LT-006

Equipment - L 0.14m x W 0.79m x H 1.3m



Ball Target Panel
LT-016

Equipment - L 0.1m x W 0.9m x H 1.46m



Marine Panel
LT-104

Equipment - L 0.1m x W 0.87m x H 1.34m



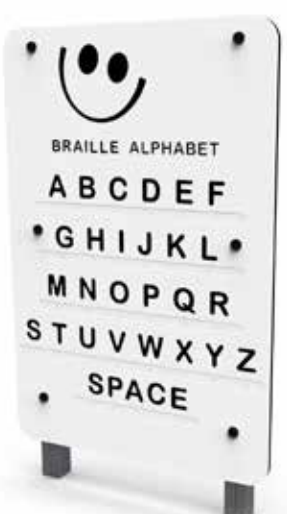
Number Crunch Panel
LT-105

Equipment - L 0.1m x W 0.79m x H 1.3m



X & O Panel
LT-007

Equipment - L 0.12m x W 0.79m x H 1.3m



Braille Alphabet Panel
LT-011

Equipment - L 0.1m x W 0.79m x H 1.3m



Space Find a Word Panel
LT-012

Equipment - L 0.1m x W 0.79m x H 1.3m



Fish n Chip Shop Front
LT-108

Equipment - L 0.17m x W 0.17m x H 1.95m



Castle Find a Word Panel
LT-113

Equipment - L 0.1m x W 0.79m x H 1.3m



Auslan Alphabet Panel
LT-114

Equipment - L 0.1m x W 0.79m x H 1.3m



Apple Maze Panel
LT-116

Equipment - L 0.1m x W 0.79m x H 1.3m




Petrol Pump Panel
LT-119

Equipment - L 0.18m x W 0.67m x H 1.12m



Shop Front Panel
LT-121

Equipment - L 0.18m x W 0.87m x H 1m



Play Hut
LT-103

Fall Space - L 4.03m x W 5.13m
Equipment - L 1.03m x W 2.13m x H 1.45m
Softfall Area - 18.1sqm
Age Group - 3+ years
Fall Height - 1.5m



Possum Panel
LT-122

Equipment - L 0.11m x W 0.87m x H 1.3m



Bank Store Front Panel
LT-123

Equipment - L 0.19m x W 0.87m x H 1.2m



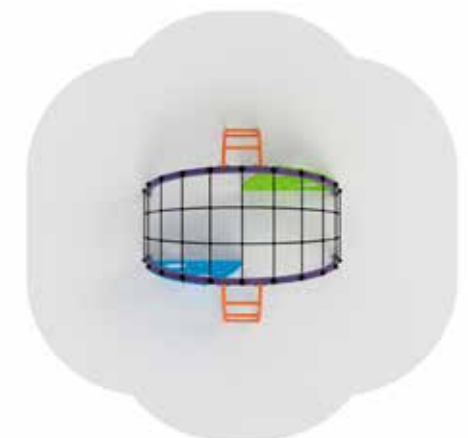
Florist Store Front Panel
LT-124

Equipment - L 0.19m x W 0.87m x H 1.2m



Arch Climber
LT-106

Fall Space - L 5.41m x W 5.42m
Equipment - L 2.38m x W 2.47m x H 1.24
Softfall Area - 23.6sqm
Age Group - 3+ years
Fall Height - 1.2m



Fruit and Vege Store Front Panel
LT-125

Equipment - L 0.19m x W 0.87m x H 1.2m



Crawl Tube

Play Fort
LT-107

Circulation Zone - L 4.41m x W 4.04m
Equipment - L 2.41m x W 2.04 x H 1.81
Age Group - 2+ years



Little Town - Bank
LT-017
Circulation Zone - L 2.85m x W 3.32m
Equipment - L 0.85m x W 1.32m x H 1.77m
Age Group - 2+ years




Little Town - Hospital
LT-021
Circulation Zone - L 2.85m x W 3.32m
Equipment - L 0.85m x W 1.32m x H 1.77m
Age Group - 2+ years



Little Town - Fire Station
LT-018
Circulation Zone - L 2.85m x W 3.32m
Equipment - L 0.85m x W 1.32m x H 1.77m
Age Group - 2+ years



Little Town - Train Station
LT-110
Circulation Zone - L 3.01m x W 3.32m
Equipment - L 1.01m x W 1.32m x H 2.1m
Age Group - 2+ years




*Additional charge for timber look posts.

Little Town - Store
LT-020
Circulation Zone - L 2.91m x W 3.32m
Equipment - L 0.91m x W 1.32m x H 1.77m
Age Group - 2+ years



Little Town - Police Station
LT-130
Circulation Zone - L 2.85m x W 3.32m
Equipment - L 0.85m x W 1.32m x H 1.77m
Age Group - 2+ years



Fairytale House
LT-010
Circulation Zone - L 3.24m x W 3.49m
Equipment - L 1.24m x W 1.51m x H 2.1m
Age Group - 2+ years




Sample Rubber
Pattern.
(Rubber pad not included)



Twist and Turn Game
LT-140
Equipment - L 0.13m x W 0.77m x H 1.3m



Surf Shop
LT-135
Circulation Zone - L 3.01m x W 3.82m
Equipment - L 1.01m x W 1.82m x H 2.17m
Age Group - 2+ years



Timber
Composite Panels


Peak Climber
LT-115
Fall Space - L 3.52m x W 5.15m
Equipment - L 0.6m x W 2.19m x H 1.19m
Softfall Area - 16.1sqm
Age Group - 5+ years
Fall Height - 1.2m



*Additional charge for timber look posts.



Little Car
 LT-008
 Circulation Zone - L 2.7m x W 3.1m
 Equipment - L 0.7m x W 1.1m x H 0.71m
 Age Group - 2+ years




Wheelchair
 Accessible


Inclusive Car
 LT-101
 Circulation Zone - L 3.28m x W 4.19m
 Equipment - L 1.28m x W 2.19m x H 1.4m
 Age Group - 2+ years




Little Train
 LT-009
 Circulation Zone - L 2.93m x W 3.24m
 Equipment - L 0.93m x W 1.24m x H 1.28m
 Age Group - 2+ years




Little Town - Service Station
 LT-019
 Circulation Zone - L 4.19m x W 4.22m
 Equipment - L 2.19m x W 2.22m x H 2.1m
 Age Group - 2+ years



Little Train Carriage
 LT-102
 Circulation Zone - L 2.87m x W 3.24m
 Equipment - L 0.87m x W 1.24m x H 1.26m
 Age Group - 2+ years



Little Town - Electric Service Station
 LT-129
 Circulation Zone - L 4.19m x W 4.32m
 Equipment - L 2.19m x W 2.32m x H 2.1m
 Age Group - 2+ years



Inclusive Moon Buggy
LT-128

Circulation Zone - L 2.28m x W 4.21m
Equipment - L 1.28m x W 2.21m x H 2.04m
Age Group - 2+ years


Wheelchair
Accessible

UV Stable
HDPE



600 Fairytale Slide
LT-133

Fall Space - L 3.69m x W 5.74m
Equipment - L 0.81m x W 2.31m x H 1.55m
Softfall Area - 17.5sqm
Age Group - 2+ years
Fall Height - 0.6m



Play Cottage
LT-131

Fall Space - L 4.31m x W 5.46m
Equipment - L 1.49m x W 2.51m x H 1.98m
Softfall Area - 20.7sqm
Age Group - 2+ years
Fall Height - 0.5m



Play Cafe
LT-132

Fall Space - L 4.31m x W 5.46m
Equipment - L 1.56m x W 2.51m x H 1.84m
Softfall Area - 20.7sqm
Age Group - 2+ years
Fall Height - 0.5m



*Additional charge for timber look posts.

Inclusive Play Cafe
LT-134

Fall Space - L 5.24m x W 5.51m
Equipment - L 2.24m x W 2.51m x H 1.84m
Softfall Area - 22.9sqm
Age Group - 2+ years
Fall Height - 0.5m



Wheelchair
Accessible



SENSORY

Specifications shown for product pictured. For further information and individual product specifications please visit www.willplay.com.au or contact your local WillPlay representative.
Please note: The details and specifications provided in the catalogue are subject to change at any time.

Get ready to unleash your inner musician!

WillPlay's Sensory range features items that are designed to bring out the creative genius in anybody. Built to be bashed and banged, this robust range is built for all ages and abilities

Sensory is designed to be played.

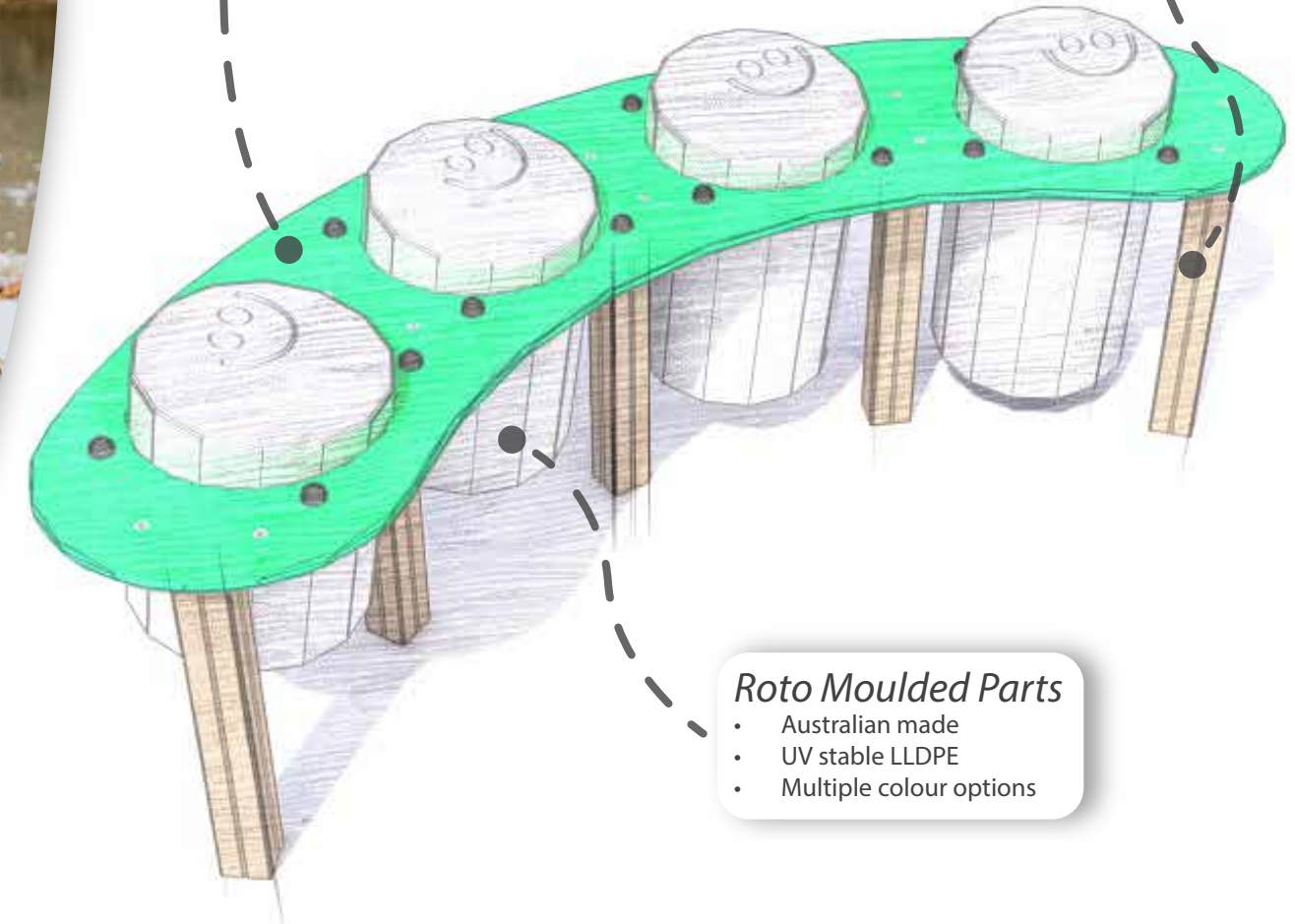


Plastic Panels

- UV Stable HDPE
- Australian made
- Multiple colour options

Support Posts

- Australian made
- Powder coated aluminium
- Custom extrusion




Roto Moulded Parts

- Australian made
- UV stable LLDPE
- Multiple colour options



*Refer to WillPlay's general terms and conditions and warranty for details.

16 Note Symphony
SE-0001
Equipment - L 0.16m x W 1.95m x H 1.67m



4 Note Drum Set
SE-0002
Circulation Zone - L 2.71m x W 3.81m
Equipment - L 0.71m x W 1.81m x H 0.6m
Age Group - 2+ years



Slap Pipes
SE-0003
Equipment - L 0.48m x W 0.54m x H 2.69m




Speaking Flowers
SE-0005
Equipment - L 0.28m x W 0.3m x H 0.91m



Speaking Ports
SE-0014
Equipment - L 0.27m x W 0.21m x H 0.87m



Giant Chimes
SE-0010
Equipment - L 1.91m x W 1.62m x H 2.51m



Twinkle Star Chime Panel
SE-0004
Equipment - L 0.16m x W 1.2m x H 1.95m



Row Row Boat Chime Panel
SE-0006
Equipment - L 0.16m x W 1.2m x H 1.75m



12 Note Chimes
SE-0011
Equipment - L 0.16m x W 1.47m x H 1.61m



URBAN WARRIOR

Specifications shown for product pictured. For further information and individual product specifications please visit www.willplay.com.au or contact your local WillPlay representative.
Please note: The details and specifications provided in the catalogue are subject to change at any time.

The Urban Warrior Range is specifically designed to bring out the inner ninja in all users.

This range is perfect for those looking to increase their strength and fitness in a challenging, yet fun way. Each piece has been meticulously crafted with users of all abilities in mind, to help develop coordination, core strength, and confidence. From the Quintuple Steps to the Angled Climbing Wall, every element in this range has been designed to challenge and inspire the ninja within.

Whether you're a seasoned ninja warrior or just starting out, the Urban Warrior range has something for everyone.



Rails and Frames


- Powder coated stainless steel
- Powder coated aluminium

Plastic Panels

- UV Stable HDPE
- Australian made
- Multiple colour options

Support Posts

- Australian made
- Powder coated aluminium
- Custom extrusion



*Refer to WillPlay's general terms and conditions and warranty for details.




Start Post
UNW-001

Equipment - L 0.09m x W 0.1m x H 1.85m



Finish Post
UNW-002


Equipment - L 0.09m x W 0.1m x H 1.85m



Quintuple Steps


UNW-004

Fall Space - L 5.27m x W 7.62m
Equipment - L 2.27m x W 4.62m x H 0.69m
Softfall Area - 33.7sqm
Age Group - 8+ years
Fall Height - 0.7m



Warped Wall
UNW-003

Fall Space - L 4.71m x W 5.45m
Equipment - L 0.92m x W 2.45m x H 3m
Softfall Area - 19.6sqm
Age Group - 8+ years
Fall Height - 1.5m



UV Stable
HDPE Plastic



Angled Climbing Wall
UNW-005

Fall Space - L 4.76m x W 8.14m
Equipment - L 0.39m x W 3.41m x H 2.83m
Softfall Area - 33.9sqm
Age Group - 8+ years
Fall Height - 2.8m




Spider Wall
UNW-006

Fall Space - L 4.34m x W 6.4m
Equipment - L 1.55m x W 3.41m x H 2.28m
Softfall Area - 25.8sqm
Age Group - 8+ years
Fall Height - 1.35m




Cargo Net
UNW-007

- Fall Space - L 4.3m x W 6.3m
- Equipment - L 0.14m x W 2.11m x H 2.47m
- Softfall Area - 23.3sqm
- Age Group - 8+ years
- Fall Height - 2.5m



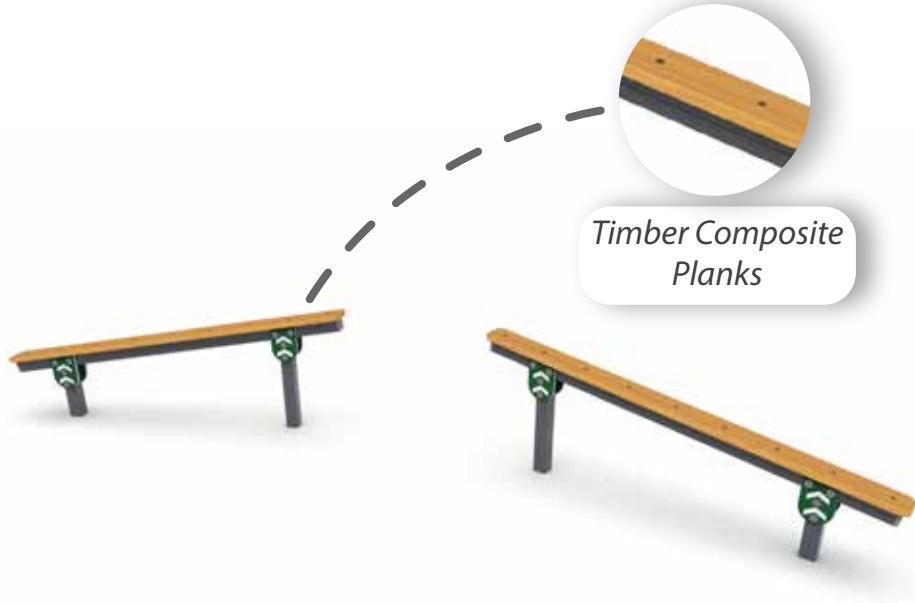

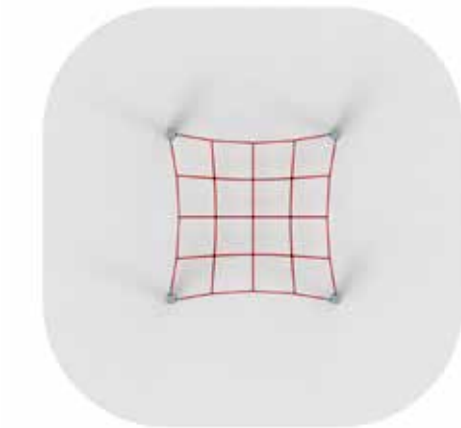
Over Under Bars
UNW-008

- Fall Space - L 4.15m x W 7.85m
- Equipment - L 1.15m x W 4.85m x H 1m
- Softfall Area - 30.6sqm
- Age Group - 8+ years
- Fall Height - 1m




Horizontal Cargo
UNW-009

- Fall Space - L 5.1m x W 5.1m
- Equipment - L 2.11m x W 2.11m x H 1.01m
- Softfall Area - 24.1sqm
- Age Group - 8+ years
- Fall Height - 0.5m



Balance Beams
UNW-010

- Fall Space - L 3.59m x W 7.28m
- Equipment - L 0.59m x W 4.28m x H 0.62m
- Softfall Area - 21.2sqm
- Age Group - 8+ years
- Fall Height - 0.6m




Board Crossing
UNW-011

- Fall Space - L 4.3m x W 6.41m
- Equipment - L 1.31m x W 3.13m x H 2.49m
- Softfall Area - 24.7sqm
- Age Group - 8+ years
- Fall Height - 2m



Monkey Crossing
UNW-012

- Fall Space - L 5.28m x W 9.71m
- Equipment - L 1.31m x W 6.27m x H 2.48m
- Softfall Area - 44.9sqm
- Age Group - 8+ years
- Fall Height - 2.3m



Step Pods
UNW-013

Fall Space - L 3.43m x W 5.55m
Equipment - L 0.5m x W 2.62m x H 0.67m
Softfall Area - 16sqm
Age Group - 8+ years
Fall Height - 0.7m




A Frame Climber
UNW-014

Fall Space - L 5.67m x W 4.75m
Equipment - L 1.2m x W 2.11m x H 2.6m
Softfall Area - 22.5sqm
Age Group - 8+ years
Fall Height - 2.6m



Slalom Posts
UNW-015

Circulation Zone - L 4.3m x W 6.49m
Equipment - L 2.3m x W 4.49m x H 1.82m
Age Group - 8+ years



Tornado Reach
UNW-016

Fall Space - L 4.3m x W 6.41m
Equipment - L 1.71m x W 3.13m x H 2.49m
Softfall Area - 24.7sqm
Age Group - 8+ years
Fall Height - 2m



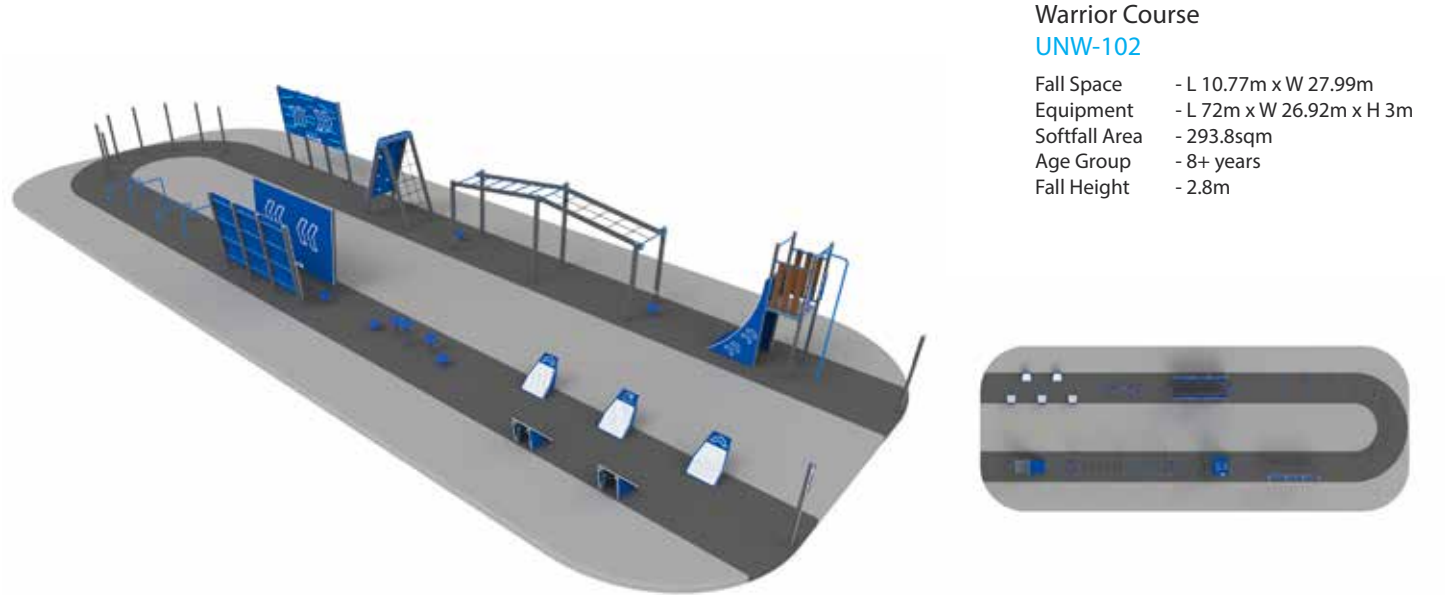
Mega Warrior Course
UNW-101

Fall Space - L 20.57m x W 24.62m
Equipment - L 18.22m x W 20.9m x H 3m
Softfall Area - 498.8sqm
Age Group - 8+ years
Fall Height - 2.8m



Warrior Course
UNW-102

Fall Space - L 10.77m x W 27.99m
Equipment - L 72m x W 26.92m x H 3m
Softfall Area - 293.8sqm
Age Group - 8+ years
Fall Height - 2.8m



BOUNCE MATS

Specifications shown for product pictured. For further information and individual product specifications please visit www.willplay.com.au or contact your local WillPlay representative.
Please note: The details and specifications provided in the catalogue are subject to change at any time.

We understand the importance of outdoor play and physical activity for children. That's why we offer Bounce Mats as a fun and engaging way for kids to improve their motor skills, coordination, and balance.

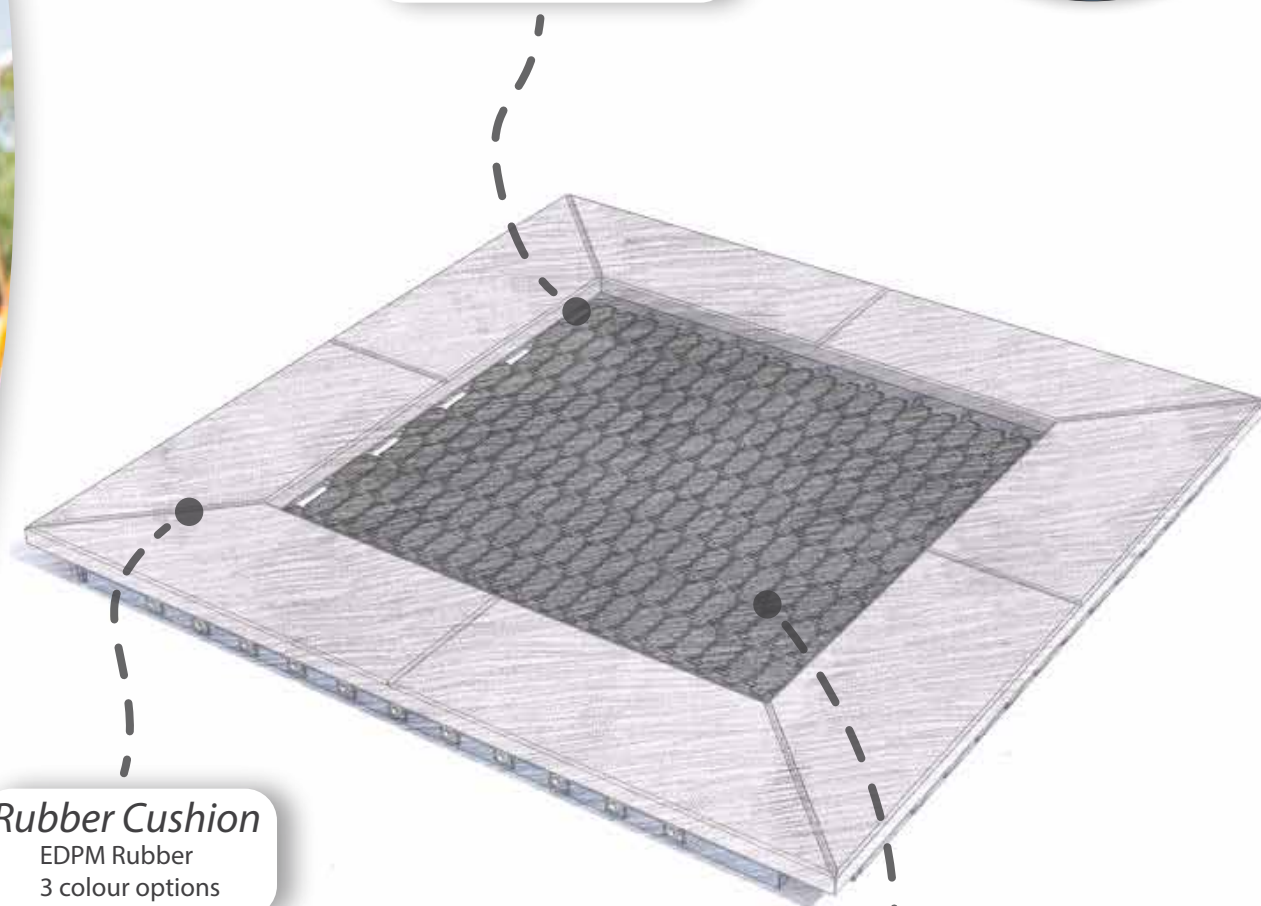
Our Bounce Mats are a popular choice for community parks across Australia, and they can be enjoyed by both children and adults. We take great pride in offering high-quality products that are safe and durable, and we are committed to providing our customers with the best possible experience.

With a WillPlay Bounce Mat, you can be sure that your children will have a blast while also improving their physical abilities.



Framework

- Reinforced gal steel
- Powder coated aluminium
- Stainless steel fasteners



Rubber Cushion

- EDPM Rubber
- 3 colour options

Bounce Mat

- UV Stable Nylon




*Refer to WillPlay's general terms and conditions and warranty for details.

Square Bounce Mat
TRP-011


Fall Space	- 3.98m Sq
Equipment	- 1.54m Sq
Bounce Area	- 0.98m Sq
Softfall Area	- 13.9sqm
Age Group	- 8+ years
Fall Height	- 1m

Square Bounce Mat - SUPPLIED WITHOUT RUBBER BORDER
TRP-011-NR

* If you choose this option, please note that rubber will need to be installed on-site after the initial installation.



Height between
top of rubber
and top of mat
= 60mm



Circle Bounce Mat
TRP-012

Fall Space	- 4.18m Dia
Equipment	- 1.74m Dia
Bounce Area	- 1.18m Dia
Softfall Area	- 13.7sqm
Age Group	- 8+ years
Fall Height	- 1m

Circle Bounce Mat - SUPPLIED WITHOUT RUBBER BORDER
TRP-012-NR

* If you choose this option, please note that rubber will need to be installed on-site after the initial installation.



Bounce Mat Rubber Colour Options

There are three colour options for the EDPM Rubber Cushion Border:



BLUE



GREEN



GREY

Bounce Mat

Our Bounce Mat is designed to last, thanks to its reinforced galvanised steel and UV stable nylon construction. This combination of materials provides exceptional durability and longevity, ensuring that your Bounce Mat will stand the test of time.



SPORTS

Specifications shown for product pictured. For further information and individual product specifications please visit www.willplay.com.au or contact your local WillPlay representative.
Please note: The details and specifications provided in the catalogue are subject to change at any time.

Sports don't have to be limited to professionals.

WillPlay's Sports range is made for outside use. It can be used by anyone, in any setting—in a park, at a resort, or at school. And it's not just for kids: Adults love it too!

The sports equipment is built with aluminium and hot dip galvanised construction, as well as our UV Stable HDPE panels. It's weather-resistant and tough enough to take a pounding from regular use. This range will be a hit in any community.

Support Posts

- Australian made
- Powder coated aluminium
- Custom extrusion



Plastic Panels

- UV Stable HDPE
- Australian made
- Multiple colour options

Rails and Frames

- Powder coated aluminium
- Hot Dip Galvanised



*Refer to WillPlay's general terms and conditions and warranty for details.

Soccer Goal
SPT-001
Equipment - L 1.02m x W 2.6m x H 2.01m




Basketball Hoop
SPT-002
Equipment - L 2m x W 1.2m x H 3.68m



* The standard finish for the post and hoop is Hot Dip Galvanised. For an additional fee, they can be powder coated in our standard powdercoat colours.

Ball Toss
SPT-004
Equipment - L 0.66m x W 0.66m x H 2.81m



* The standard finish for the post is Hot Dip Galvanised. For an additional fee, it can be powder coated in our standard powdercoat colours.

Chess Table
SPT-006
Equipment - L 0.9m x W 1.8m x H 0.78m



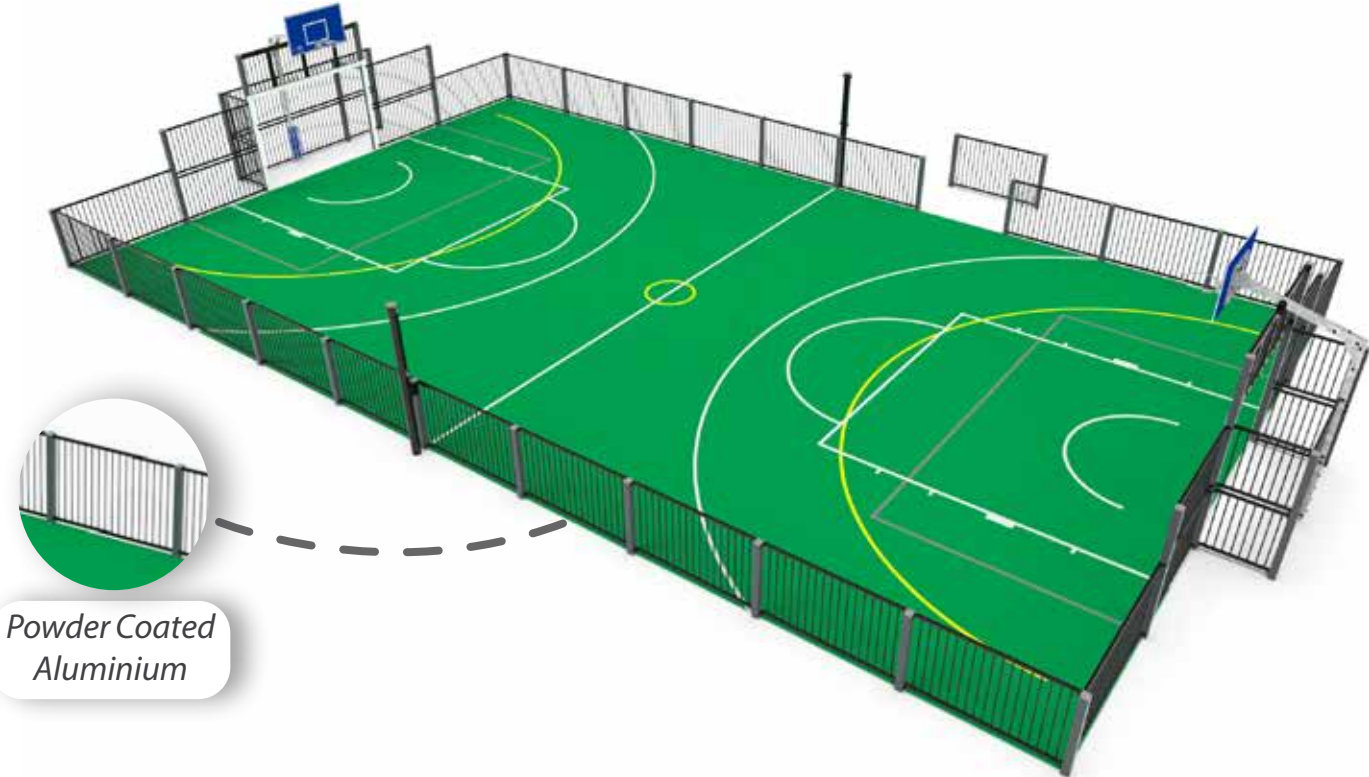
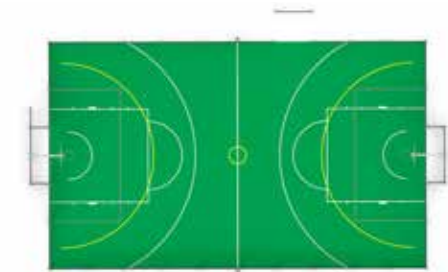
Sports Goal
SPT-005
Equipment - L 2m x W 3m x H 3.68m



* The standard finish for the post, hoop and back net is Hot Dip Galvanised. For an additional fee, they can be powder coated in our standard powdercoat colours.



MUGA Court
SPT-103
Equipment - L 12.5m x W 22.15m x H 3.7m



Powder Coated
Aluminium

* The standard finish for the post and hoop is Hot Dip Galvanised. For an additional fee, they can be powder coated in our standard powdercoat colours.

Bench Seat
TOM-0002
Equipment - L 0.44m x W 1.81m x H 0.65m




MUGA Half Court
SPT-105
Equipment - L 3.1m x W 12.1m x H 3.7m

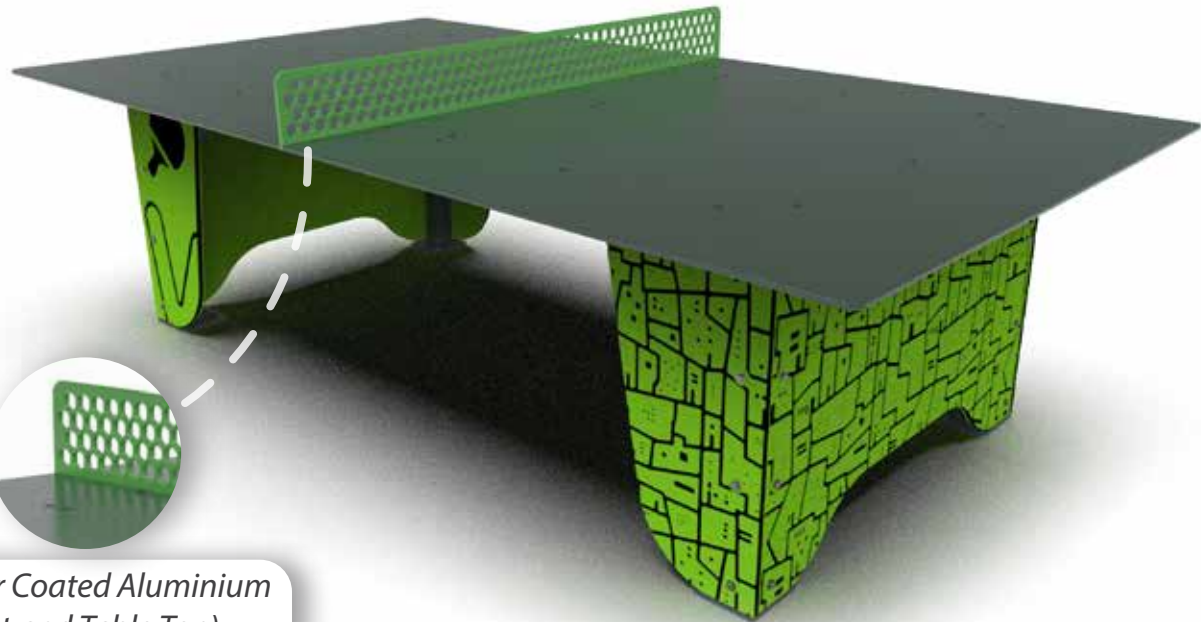


* The standard finish for the post and hoop is Hot Dip Galvanised. For an additional fee, they can be powder coated in our standard powdercoat colours.

Urban Ping Pong Table
SPT-104
Equipment - L 1.53m x W 2.74m x H 0.91m



Reverse View



Powder Coated Aluminium
(Net and Table Top)



BIKE TRACK

Specifications shown for product pictured. For further information and individual product specifications please visit www.willplay.com.au or contact your local WillPlay representative.
Please note: The details and specifications provided in the catalogue are subject to change at any time.

It's time to get moving!

Riding on Bike Tracks are fun for the whole family. With a variety of obstacles and challenges, Bike Track equipment allows kids to learn how to ride safely in a controlled environment.

WillPlay's Bike Track range offers the ability to design custom layouts that suit all ages and skill levels.




Rails and Frames

- Powder coated stainless steel
- Powder coated aluminium

Plastic Panels

- UV Stable HDPE
- Australian made
- Multiple colour options



Ramps

- Australian made
- Powder coated Aluminum checker plate

Support Posts

- Australian made
- Powder coated aluminium
- Custom extrusion



*Refer to WillPlay's general terms and conditions and warranty for details.



Bike Rack
BT-001

Equipment - L 0.63m x W 1.67m x H 0.87m




Bike Whoops
BT-002

Equipment - L 0.89m x W 4.35m x H 0.24m



Corrugations
BT-007

Equipment - L 0.89m x W 3.18m x H 0.15m



Bike Bridge
BT-003

Equipment - L 1.16m x W 5.86m x H 1.22m



Ditch Ride
BT-004

Equipment - L 3.7m x W 7.39m x H 0.61m



S Bends
BT-008

Equipment - L 3.27m x W 4.07m x H 0.9m



Tight Rope
BT-009

Equipment - L 0.25m x W 4.98m x H 0.21m




Handle Bar Tongue
BT-005

Equipment - L 4.91m x W 1.01m x H 1.15m




Slalom
BT-006

Equipment - L 13.58m x W 0.08m x H 1.52m



Intersection
BT-010

Equipment - L 4.46m x W 4.46m x H 1.4m



Powder Coated Checkerplate
Aluminium Ramp



Children Crossing
BT-101

Equipment - L 0.09m x W 0.41m x H 1.53m



Pedestrian Crossing
BT-108

Equipment - L 0.09m x W 0.41m x H 1.53m



Roundabout
BT-109

Equipment - L 0.09m x W 0.41m x H 1.53m



Stop
BT-112

Equipment - L 0.09m x W 0.4m x H 1.53m



No Entry
BT-105

Equipment - L 0.09m x W 0.28m x H 1.52m



Keep Left
BT-104

Equipment - L 0.09m x W 0.28m x H 1.52m



T Intersection
BT-110

Equipment - L 0.09m x W 0.41m x H 1.53m



Kangaroo Crossing
BT-115

Equipment - L 0.09m x W 0.41m x H 1.53m



Zebra Crossing
BT-113

Equipment - L 0.09m x W 0.4m x H 1.52m



One Way
BT-106

Equipment - L 0.09m x W 0.28m x H 1.52m



Only
BT-107

Equipment - L 0.09m x W 0.28m x H 1.52m



No Exit
BT-116

Equipment - L 0.09m x W 0.28m x H 1.52m



Roundabout
BT-102

Equipment - L 0.09m x W 0.46m x H 1.52m



Give Way
BT-103

Equipment - L 0.09m x W 0.46m x H 1.52m



Train Crossing
BT-111

Equipment - L 0.09m x W 0.41m x H 1.54m



DOGGY PARK

Specifications shown for product pictured. For further information and individual product specifications please visit www.willplay.com.au or contact your local WillPlay representative.
Please note: The details and specifications provided in the catalogue are subject to change at any time.

Who let the dogs out!

Doggy Park is a range of permanent outdoor community dog facilities that are designed to be durable and take the rough and tough our favourite creatures can throw at them.

Our four-legged friends need to be challenged as well. Doggy Park features extensive use of UV Stable HDPE, roto moulded plastic, powder coated aluminium and stainless steel.



Plastic Panels

- UV Stable HDPE
- Australian made
- Multiple colour options

Roto Moulded Parts

- Australian made
- UV stable LLDPE
- Multiple colour options



Support Posts

- Australian made
- Powder coated aluminium
- Custom extrusion



*Refer to WillPlay's general terms and conditions and warranty for details.



Doggy Bridge
DP-001

Equipment - L 0.87m x W 3.68m x H 0.6m



Doggy Hoops
DP-002

Equipment - L 1.49m x W 3.74m x H 0.92m



Doggy Peak
DP-007

Equipment - L 0.6m x W 2.22m x H 1.2m



Doggy Slalom
DP-008

Equipment - L 0.07m x W 4.07m x H 0.9m



Doggy Jump Limbo Pole
DP-003

Equipment - L 0.3m x W 1.68m x H 0.75m



Doggy Jump Rings
DP-004

Equipment - L 0.1m x W 1.79m x H 1.6m



Doggy Curved Tunnel
DP-010

Equipment - L 1.75m x W 1.88m x H 1.2m



Doggy Tunnel Straight
DP-011

Equipment - L 1m x W 2.07m x H 1.2m



Doggy Leash Post
DP-005

Equipment - L 0.1m x W 0.22m x H 0.87m



Doggy Park Rules
DP-006

Equipment - L 0.1m x W 0.79m x H 2.04m



Doggy Sit & Stay Platform
DP-012

Equipment - L 0.87m x W 0.87m x H 0.4m



Doggy Balance Beam
DP-013





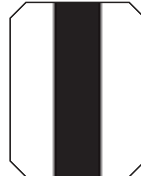


Equipment - L 0.14m x W 3.52m x H 0.4m

COLOURS

HDPE SHEET COLOURS

			
DARK BLUE 0, 71, 148	TEAL 0,140,149	LIGHT BLUE 0,156, 222	PURPLE 88, 44, 131
			
LIME GREEN 120, 213, 33	LIGHT GREEN 44, 163, 77	DARK GREEN 33, 99, 50	SMOOTH CREAM 210, 206, 158
			
BROWN 119, 81, 53	RED 214, 0, 28	ORANGE 250, 88, 22	YELLOW 246, 190, 0
			
WHITE 255, 255, 255	MID GREY 158, 162, 162	BLACK 0, 0, 0	

TRI COLOUR LAMINATED HDPE SHEET COLOURS

						
BLUE WHITE BLUE	GREEN WHITE GREEN	RED WHITE RED	WHITE BLUE WHITE	WHITE BLACK WHITE	YELLOW BLACK YELLOW	LIME BLACK LIME

CLIMBING ROPES COLOURS

			
RED	BLACK	BEIGE	BLUE

TIMBER COMPOSITE SLATS

	
LIGHT	DARK

TIMBER LOOK POWDERCOAT POSTS

	
KNOTTY PINE	KWILA

POWDER COAT COLOURS

				
GLOSS WHITE 244,244,238	OLD PEWTER 110,113,115	IRONSTONE 72,76,82	MONUMENT GREY 62,59,56	SATIN BLACK 44,44,44
				
CLASSIC CREAM 227,209,176	GOLD PEARL 168,134,64	YELLOW GOLD 244,167,28	ORANGE X15 227,110,41	FLAME RED 210,50,50
				
LYKRA 200,216,83	LEAF GREEN 74,138,64	MISTLETOE GREEN 23,105,55	HAWTHORN GREEN 48,66,56	
				
BLAZE BLUE 0,107,177	CRYSTAL MINT PEARL 73,165,144	DARK VIOLET 82,58,110	ANODIC SILVER 186,191,191	

STANDARD ROTO MOULD COLOURS

				
SMOOTH CREAM 247, 229, 203	WHEAT 224, 200, 164	ORANGE 250, 88, 22	YELLOW 253, 184, 19	MAGENTA 226, 46, 115
				
WHITE 235, 233, 232	LIGHT GREY 177, 179, 182	RED 238, 7, 35	PURPLE 121, 95, 169	TEAL 0, 149, 151
				
LIGHT BLUE 0,156, 222	DARK BLUE 0, 78, 168	LIME GREEN 120, 190, 33	LIGHT GREEN 0, 163, 81	DARK GREEN 33, 87, 50

TRAMPOLINE RUBBER

		
BLUE	GREEN	GREY



COLOUR RANGES



AMBER



BRIGHT



POOL



ROCKMELON



FOREST



PRIMARY



LIGHT



SPRING



CANDY



PUDDLE



NATURE



TROPICAL



OCEAN



BUG



URBAN



WATERMELON

WARRANTY

WillPlay Quality Guarantee

At WillPlay we believe things should be built to last. We use only the best materials and processes to manufacture our products, giving our customers the best value for money and an investment that will stand the test of time. That is why we confidently back all of our products with our limited Lifetime warranty.

Warranty Coverage

This warranty covers faults in the products fabrication or material. Products within the coverage period, measured from the date of purchase to the date of claim that are found upon inspection by an authorised WillPlay representative to be defective in fabrication or material, will be repaired or exchanged with an equivalent part or component free of charge. It is important to note that plastics and ropes are UV stabilised, nevertheless, some colour fading will occur over time where these products are located in areas exposed to UV light such as sunlight. Periods of warranty coverage are as follows:

- Lifetime Warranty* one or more aluminium, stainless steel system posts supplied by WillPlay to the purchaser are found to have undergone structural failure due to corrosion, deterioration or faulty workmanship.
- Lifetime Warranty* on all stainless steel and marine grade aluminium structural components supplied by WillPlay to the purchaser are found to have undergone structural failure due to corrosion, deterioration or faulty workmanship.
- 10 years on all painted or powder coated metal parts, injection moulded plastic parts, HDPE and HPL panels and parts supplied by WillPlay to the purchaser are found to have undergone structural failure due to corrosion, deterioration or faulty workmanship.
- 5 years on all climbing nets and ropes, rope joiners, cables, chains, rubber flooring and clear polycarbonate parts supplied by WillPlay to the purchaser are found to have a structural defect due to corrosion, deterioration or faulty workmanship.
- 2 years on all other parts, including ball bearing assemblies, springs and all other movable plastic and metal parts, electronic or electric components supplied by WillPlay to the purchaser are found to have a structural defect due to corrosion, deterioration or faulty workmanship.

Warranty Conditions

This warranty will apply only when all of the following conditions are met:

- Installation of the item has been completed in full and was carried out as per the documentation and instructions provided.
- Failure is due to a fault in the manufacturing or material of the product.
- Proof of purchase is provided.
- Written documentation that the manufacturer's prescribed maintenance procedures and programs have been carried out as prescribed.

This warranty does not include faults caused by:

- Unsuitable, incorrect or improper use, including; Vandalism, Malicious or Deliberate Damage.
- Incorrect installation or installation that was not in accordance with the instructions provided.
- Normal wear and tear.
- Inadequate or complete lack of maintenance.
- Modifications or installation of non-genuine parts without the express written approval of WillPlay.
- Excessive loads or forces.
- Extreme environmental conditions.
- Chemical, electrochemical or electrical influences.
- Premature wear caused by installations in or near sand.

Extreme Foreshore Conditions

Products installed in coastal locations subject to constant corrosive atmosphere will undoubtedly experience surface corrosion on metal parts and may experience discolouring commonly referred to as "tea staining" on stainless steel components. Installations in these locations will require extra documented maintenance in line with the manufacturer's care and use instructions if a warranty claim is to be considered.

Exclusions

To the fullest extent permitted by law, WillPlay excludes all liability for damage or injury to any person, damage to any property, and any indirect consequential or other loss or damage.

*Lifetime refers to no specific number of years. WillPlay warrants to its original customer that for the lifetime of the product, when used for its intended purpose that the product will be free from defects in materials and manufacturing workmanship.

This warranty shall also be read in conjunction with WillPlay's general terms and conditions.

MATERIALS



Support Posts

Custom designed, extruded, marine grade, structural aluminium section. Finished with premium grade, exterior polyester powdercoat. All sections are manufactured and powder coated in Australia.



Support Frames and Rails

All support frames and rails are manufactured from stainless steel, then finished with baked on zinc rich primer and premium grade, exterior polyester powdercoat. All sections are made and powder coated in Australia.



Rope and Fittings

WillPlay's combination ropes are manufactured in Europe using a special process where the 6 galvanised steel strands are covered by braided nylon. The nylon is permanently glued to the galvanised strands giving the rope an unmatched durability while still maintaining its flexibility and tensile strength.

All WillPlay combination rope nets and components are manufactured in our factory in Bundaberg. As we swage and cut our own rope we have the capability to custom manufacture nets to suit a specific project. All our joiners are manufactured from either milled aluminium or injection moulded nylon to ensure durability and longevity.



Plastic Components

WillPlay use UV Stable HDPE in a variety of ways including decks, panels, handgrips and roofs in a range of colours. Our material selection means your play system can be 100% recycled at end of its life helping maximise sustainability.



Roto Moulded Sections

WillPlay uses premium Australian made roto moulded polyethylene specifically formulated to withstand Australia's harsh environment.



Swings

Fittings

WillPlay uses premium European made, stainless steel swing fittings along with stainless steel swing chains and aluminium reinforced rubber swing seats.

Seats and Baskets

WillPlay uses a combination of premium European and Australian made flat, toddler and baskets for all of our swings.

Frames

All WillPlay 2 point suspension swing frames are manufactured from extruded, marine grade, structural aluminium section. Finished with premium grade, exterior polyester powdercoat.

All frames are made and powder coated in Australia.



Springers

Springs

WillPlay uses premium European made springs and clamps which have been specifically designed for play springers.



Cableways

Cable

All Cableway cables are manufactured from 10mm galvanised steel wire rope.

Cable Adjuster

WillPlay's cable adjuster is manufactured from stainless steel.

Trolley

WillPlay's Cableway Trolley has a built in braking system and finger protection. The body of the trolley is made from stainless steel plate. The cable runs on nylon wheels with built in ball bearings.

For further information and individual product specifications please visit www.willplay.com.au or contact your local WillPlay representative.





Say Hello...



P. 1300 132 047

E. info@willplay.com.au

www.willplay.com.au

Unit 16/459 Tufnell Road, Banyo QLD 4014

WILLPLAY
PLAY • FITNESS • RECREATION

