

polytec

DECORATIVE

polytec

www.polytec.com.au

p 1300 300 547

ISSUE: 12h



DECORATIVE
16mm doors & panels

Proudly
Supporting
**McGrath
Foundation**

Find your local supporting cabinet maker:
www.polytec.com.au/mcgrath-foundation

polytec offer an express sample service.

Visit www.polytec.com.au to order your free sample.



DECORATIVE 16mm doors & panels

Kitchen cupboard doors and panels often cover the largest surface in your kitchen. To give your kitchen distinctive character, our Decorative 16mm range offers an extensive variety of colour and decorative finish options, including Texture, Matt, Ashgrain, Finegrain, Sheen, Woodmatt and the new Smooth range.

Add interest and style by mixing options from **polytec**'s colour palette with Decorative 16mm surface finishes.

Decorative 16mm doors and panels are designed to complement **polytec**'s product ranges including the new Benchtops & laminate colours. Edging options include a 1mm Square Edge, Bevel Edge, and the Aluminium Finger Pull door range. A minimalist handle design, these doors create modern aesthetics with clean flowing, architectural lines.

polytec's Decorative 16mm doors and panels deliver a quality appearance while retaining the practicality essential for the kitchen environment. Decorative 16mm doors and panels are durable, hygienic and made from low maintenance materials. Cleaning is generally as simple as wiping down the surface with warm, soapy water.

polytec makes it easy to continue your style throughout your home. Decorative 16mm doors and panels can be used in other joinery applications, from TV cabinets to bathroom vanities. Our range will complement and enhance any interior décor and allow for the chosen design to flow from one room to another.

polytec's latest Smooth finish is made to reflect a soft, painted finish with slight reflectance values, perfect for contemporary homes. The new Smooth finish enhances the importance of texture and feel with a range of solid, neutral colours that are grounding and calming.

The realistic Woodmatt finish from **polytec** offers a subtle woodgrain embossing with an overall matt surface to look and feel like a true veneer, setting a benchmark in Australian made door and panel manufacturing.

polytec are market leaders in the manufacture of glossy surfaces. Our Sheen range combines a smooth stunning finish with a medium level of gloss and an affordable price tag.

Choose the Matt finish for a fine textured surface or the Texture finish to achieve a traditional medium textured look. Mix and match your favourites to introduce modern colours with unique finishes to your kitchen design.

polytec Decorative 16mm doors and panels are Australian Made and come with a 7 year warranty, giving you peace of mind.



Pantry doors, panels and shelving in **DECORATIVE** 16mm Empire Oak Woodmatt.
 Doors, drawers and overhead cupboard doors in **DECORATIVE** 16mm Florentine Walnut Woodmatt.
 Breakfast bar, ceiling feature and kick in **LAMINATE** Florentine Walnut Woodmatt.



Available finishes Wm = Woodmatt

L indicates available in LAMINATE

polytec swatches and samples represent a small area of the overall colour structure. To view the large colour sample, visit www.polytec.com.au. Dark coloured surfaces will show fingerprints and require more care and maintenance than lighter coloured surfaces. It is recommended to test a product sample prior to colour selection.



Available finishes Wm = Woodmatt

L indicates available in LAMINATE

polytec swatches and samples represent a small area of the overall colour structure. To view the large colour sample, visit www.polytec.com.au. Dark coloured surfaces will show fingerprints and require more care and maintenance than lighter coloured surfaces. It is recommended to test a product sample prior to colour selection.




















Overhead cupboard doors and open shelving in **DECORATIVE** 16mm Boston Oak Woodmatt.
Bevel Edge drawers and bar panels in **DECORATIVE** 16mm Blossom White Matt.

Doors and panels in **DECORATIVE** 16mm Oasis Smooth.



Decorative 16mm range / Smooth timberprint & solid

 <div>Ochre Figured-WoodSm</div>	 <div>Gossamer WhiteSm</div>	 <div>Aston WhiteSm</div>	 <div>Elemental GreySm</div>	 <div>Mercurio GreySm</div>
 <div>Sienna Figured-WoodSm</div>	 <div>VerdelhoSm</div>	 <div>PallidoSm</div>	 <div>AgaveSm</div>	 <div>HabitatSm</div>
 <div>Onyx Figured-WoodSm</div>	 <div>OasisSm</div>	 <div>TopiarySm</div>	 <div>ForageSm</div>	 <div>AdriaticSm</div>
<p>polytec swatches and samples represent a small area of the overall colour structure. To view the large colour sample, visit www.polytec.com.au. Dark coloured surfaces will show fingerprints and require more care and maintenance than lighter coloured surfaces. It is recommended to test a product sample prior to colour selection.</p>				
			 <div>ArabicaSm</div>	 <div>BotanicSm</div>

polytec swatches and samples represent a small area of the overall colour structure.
To view the large colour sample, visit www.polytec.com.au.
Dark coloured surfaces will show fingerprints and require more care and maintenance than lighter coloured surfaces. It is recommended to test a product sample prior to colour selection.

Available finishes Sm = Smooth













 indicates available in **LAMINATE**

 <div>L</div>	 <div>L</div>	 <div>L</div>	 <div>L</div>	 <div>L</div>	 <div>L</div>
Polar White M, S	Designer White T	Classic White M, T, S, A	Alabaster M, S	Whitewood M	Marni Lini M
 <div>L</div>	 <div>L</div>	 <div>L</div>	 <div>L</div>	 <div>L</div>	 <div>L</div>
White Cotton M	Parchment M	New Antique White M	Antique M	Café Cream M	Moss Grey M, S
 <div>L</div>	 <div>L</div>	 <div>L</div>	 <div>L</div>	 <div>L</div>	 <div>L</div>
Blossom White M, S	White Mist M, S	Porcelain M, S	Husk M	Greige M	Marina Grey M
 <div>L</div>	 <div>NEW</div>	 <div>L</div>	 <div>L</div>	 <div>L</div>	 <div>L</div>
Amaro M, S	Silk M	Avion Grey M	Stone Grey M, S	Strata Grey M, S	Taupe M

Available finishes M = Matt T = Texture S = Sheen A = Ashgrain

L indicates available in LAMINATE

polytec swatches and samples represent a small area of the overall colour structure. To view the large colour sample, visit www.polytec.com.au. Dark coloured surfaces will show fingerprints and require more care and maintenance than lighter coloured surfaces. It is recommended to test a product sample prior to colour selection.

 <div>L</div>	 <div>L</div>	 <div>L</div>	 <div>L</div>	 <div>L</div>	 <div>L</div>
Soft Walnut M	Crema Lini M	Tuross Oak M	Natural Oak M	Char Oak M	Canterbury Grey M
 <div>L</div>	 <div>L</div>	 <div>L</div>	 <div>L</div>	 <div>L</div>	 <div>L</div>
Malt M	Gesso Lini M	Prime Oak M	Tasmanian Oak M	Truffle Lini M, S	Ferro M
 <div>L</div>	 <div>L</div>	 <div>L</div>	 <div>L</div>	 <div>L</div>	 <div>L</div>
Tessuto Milan M	Maison Oak M	Notaio Walnut M	European Walnut M	Belgian Oak M	Cinder M
 <div>L</div>	 <div>L</div>	 <div>L</div>	 <div>L</div>	 <div>L</div>	 <div>L</div>
Rocco Lini M	Artisan Oak M	Combat Teak M	Jamaican Walnut M	Shannon Oak M	Black Wenge M

Available finishes M = Matt S = Sheen

L indicates available in LAMINATE

polytec swatches and samples represent a small area of the overall colour structure. To view the large colour sample, visit www.polytec.com.au. Dark coloured surfaces will show fingerprints and require more care and maintenance than lighter coloured surfaces. It is recommended to test a product sample prior to colour selection.




Doors, drawers and panels in **DECORATIVE 16mm Black Woodmatt**.
Study overhead in **DECORATIVE 16mm Polar White Matt**.
Tabletop, doors and panels in **DECORATIVE 16mm Black Woodmatt**.

Decorative 16mm range / timberprint, solid & abstract



polytec swatches and samples represent a small area of the overall colour structure. To view the large colour sample, visit www.polytec.com.au. Dark coloured surfaces will show fingerprints and require more care and maintenance than lighter coloured surfaces. It is recommended to test a product sample prior to colour selection.

Available finishes M = Matt T = Texture S = Sheen

 indicates available in LAMINATE



Decorative 16mm range / Metallic Leaf



The Metallic Leaf and shimmer ranges have inherent properties which may show directional lines, waves and colour variances.

polytec swatches and samples represent a small area of the overall colour structure. To view the large colour sample, visit www.polytec.com.au.

Dark coloured surfaces will show fingerprints and require more care and maintenance than lighter coloured surfaces.

It is recommended to test a product sample prior to colour selection.

Overhead doors in **DECORATIVE** 16mm Bronze Gold Leaf Matt.
Doors, drawers and panels in **DECORATIVE** 16mm Boston Oak Woodmatt.
Curved island panels in **LAMINATE** Boston Oak Woodmatt.

Available finishes **M** = Matt
L indicates available in **LAMINATE**

Square Edge door

The Square Edge Melamine door is manufactured with 1mm matching edgetape providing a contemporary look with outstanding long lasting quality. A sleek, minimal profile to create clean lines.



Cross Cut Grain
Boston Oak now available with optional end grain matching.



Avellino door

The Avellino door profile is a multi-piece door consisting of two 80mm vertical side rails and a horizontal centre panel, available in the Woodmatt range. Bringing a contemporary spin on the traditional European-style door with contrasting timber-grain direction, the Avellino door is perfect for kitchen cabinetry features and vanities.



Bevel Edge door

The Bevel Edge door profile provides a seamless minimalistic appearance without the need for handle hardware. Creating a clean profile with a finger pull edge, made for hardware free joinery designs.



Cross Cut Grain
Boston Oak now available with optional end grain matching.



Aluminium Finger Pull door

Available in Satin Aluminium and Black Anodised finish, the Aluminium Finger Pull profile features a 'J' shaped handle recessed along the edge of the door creating a streamlined handleless appearance. The Aluminium Finger Pull profile can be ordered with a matching or contrast insert to create a shadowline feature.



Doors, panels, drawers and open shelving in **DECORATIVE** 16mm Black Wenge Matt.
Doors in **DECORATIVE** 16mm Blossom White Matt.





Doors and panels in **DECORATIVE** 16mm Perugian Walnut Woodmatt.



ENVIRONMENT & SUSTAINABILITY

At **polytec**, sustainability is ingrained in the core of our business operations, products, and work practices. Our continual dedication to improving and appropriately managing the environmental impact of our products involves our commitment to steadfastly reducing our carbon footprint, minimising waste, optimising energy efficiency and integrating ethically sourced materials into our product ranges.

Our MDF and Particleboard are manufactured from managed and renewable plantation pine that has been Green Tag, Responsible Wood and PEFC certified. All **polytec** board products are manufactured from E0 or E1 substrates, with particleboard now made from a percentage of recycled wood material.

In our pursuit of responsible waste management, we implement various recycling programs encompassing aluminium, metals, used oils, and timber waste, which is repurposed into packaging, particleboard, and energy. We actively engage with local government environmental initiatives, subject ourselves to voluntary audits, and uphold our internal Energy and Carbon Management Policy (ECM), aligned with the Australian Government's Energy Efficiency Opportunities (EEO) program.

Our network of national facilities boasts over 53,000 solar panels, generating 15,238,000 kWh of renewable energy — equivalent to planting 7,377 trees and preventing the emission of 11,000 tonnes of CO₂. The Oberon facility is Australia's largest rooftop solar system, with 27,000 panels spread across 8 hectares of rooftop.

In our ongoing commitment to sustainability, **polytec** continues to refine and enhance our practices to contribute to the establishment of a circular economy, fostering a better future for all.

polytec doors, panels and benchtops are certified Australian Made & Owned.

CARE & MAINTENANCE

polytec do not recommend the use of Decorative 16mm products in a sliding or non-fixed application (hinged) unless the use of a mechanical stabilising system is fitted. Decorative 16mm doors & panels are supplied with a protective film to protect the surface during installation. This film must be removed within three months of installation.

Your Decorative 16mm doors & panels are made from a Moisture Resistant Medium Density Fibreboard (MR MDF), but as with many wood based panels, they are not waterproof. Care should be taken to wipe up spills immediately, ensuring the doors are not exposed to high or continuous levels of moisture, steam and humidity.

Decorative 16mm doors & panels should be cleaned by wiping down with a damp soft cloth and warm soapy water. Followed by drying using a soft or microfibre cloth so as not to leave any residue on the door or panel. For more stubborn stains use a good quality streak free glass cleaner. Always ensure you refer to the recommendations provided by the manufacturer of the cleaning product before use.

By following these simple steps you should retain a beautiful kitchen surface for many years.

Visit www.polytec.com.au for specific care and cleaning information.

IMPORTANT

Darker colours will show superficial wear and tear more readily than lighter coloured surfaces and require more care and maintenance.

The colours and details shown in this brochure are to the highest standards in printing. However, they should only be used as an indication of actual product colour. To order your free colour sample visit www.polytec.com.au.

polytec swatches and samples represent a small area of the overall colour structure, to view a large colour sample or a full sheet design, visit www.polytec.com.au.

The use of our current samples gives the colour and finish that a customer would expect to receive. Samples are provided for colour and finish selection and **polytec** recommend testing a sample for fingerprint resistance and ease of cleaning. **polytec** does not guarantee exact colour matches across product ranges due to colour variation in each product group.

COMPLEMENTARY RANGES

- | | |
|---|--|
| DECORATIVE 18mm doors & panels | THERMOLAMINATED doors & panels |
| BENCHTOPS range | ALFRESCO & ALUMINIUM framed doors |
| XENOLITH premium solid coloured core | WARDROBE range |
| STECAWOOD prefinished decorative battens | 35mm ARCHITECTURAL doors |

COVER IMAGE: Doors and panels in **DECORATIVE** 16mm Oasis Smooth.

polytec

THERMOLAMINATED

polytec

www.polytec.com.au

p 1300 300 547

THERMOLAMINATED
doors & panels

ISSUE: 11i



polytec offer an express sample service.

Visit www.polytec.com.au to order your free sample.

Proudly
Supporting
**McGrath
Foundation**

Find your local supporting cabinet maker:
www.polytec.com.au/mcgrath-foundation



THERMOLAMINATED doors & panels

polytec's beautifully crafted range of Thermolaminated doors & panels will elevate the look of your design. With a variety of styles to choose from, Thermolaminated doors & panels will add character to your home or office. From sleek, contemporary minimalistic designs to the more traditional look of country style doors, **polytec** can supply a style that will complement your space.

Using advanced technology, Thermolaminated doors & panels are made from moisture resistant E-Zero MDF, constructed with a durable and decorative surface on the face and edges. The result is a stylish, fully profiled door. The thermoformed surface makes it resistant to the usual knocks and bumps of a busy household, ensuring your kitchen will remain a showpiece for years to come.

Thermolaminated doors & panels are available in a wide range of colours, profiles, and surface finish options. The Thermolaminated range offers Woodmatt and solid neutral Smooth colours, enabling flexible design capabilities with extensive profile options.

polytec expands the Boston Oak Collection to Thermolaminated doors & panels range. All 12 oak colours are available across all door styles, further enhancing the versatility and design potential of the Boston Oak Collection.

The Boston Oak Collection is a global creative first, offering a curated selection of 12 colours inspired by tradition timber staining techniques. Built upon the Boston Oak structure, this collection was developed in Australia to deliver unparalleled flexibility, longevity, and seamless mix-and-match aesthetics.

Versatile across both residential and commercial applications, the Boston oak Collection's colour range allows designers and homeowners to achieve a cohesive and contemporary look with ease.

Stylish, functional, and simple, Thermolaminated doors & panels are suitable for any internal joinery application including vanities, wardrobes, custom-built furniture, storage units, laundry cupboards, wall panelling, and more. Create a statement using **polytec**'s Thermolaminated doors & panels, allowing you to bring depth and texture to your interior spaces.

Using high grade materials and ultra-modern technology, **polytec** products are exceptional in design and durability. All **polytec** manufactured doors come with a 7-year limited warranty, giving you piece of mind.

polytec are the market leaders in custom-made cabinet doors. Our success results from over 35 years of manufacturing experience, and we are proudly Australian Made and Owned.



THERMOLAMINATED Ascot doors and drawers in Oasis Smooth and Prime Oak Woodmatt.

fluted profile / style 6




STYLE 6
Cove 25*
EM0 (only)



21mm Only, Not Available in Gloss.




STYLE 6
Cove 50*
EM0 (only)



21mm Only, Not Available in Gloss.



STYLE 6
Peak*
EM0 (only)



21mm Only, Not Available in Gloss.

EM = Edge Mould

Cross sections are not true to scale.


* See note at end of brochure

THERMOLAMINATED Cove 25 panels in Blossom White Smooth.
Open shelving in **DECORATIVE** 16mm Coastal Oak Woodmatt.

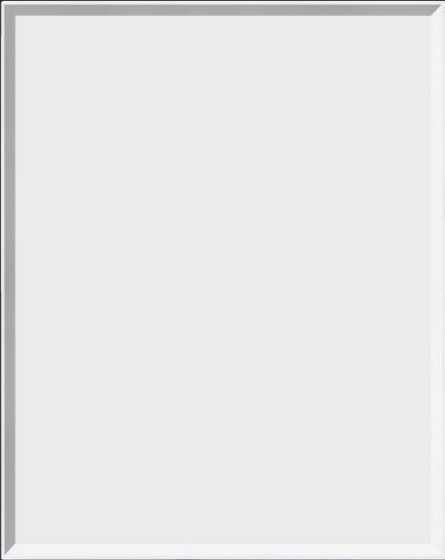
detailed profile / style 5




STYLE 5
Braxton
EM9



21mm Only, Not Available in Gloss.




STYLE 5
Malabar
EM0



21mm Only, Not Available in Gloss.




STYLE 5
Briar
EM9 (only)



21mm Only, Not Available in Gloss.




STYLE 5
Keimbah
EM9



21mm Only, Not Available in Gloss.




STYLE 5
Pokolbin
EM9 (only)



21mm Only, Not Available in Gloss.



STYLE 5
Allandale
EM9




21mm Only, Not Available in Gloss.

EM = Edge Mould


Cross sections are not true to scale.

Scan QR code or visit www.polytec.com.au for more door profiles.





STYLE 4 Jersey EM9 STYLE 4 Stratford EM9 STYLE 4 Casino EM9



STYLE 4 Oberon EM9 STYLE 4 Lismore EM7 STYLE 4 Woongarra EM2




STYLE 4 Cammeray EM9 STYLE 4 Tamworth EM2 STYLE 4 Patonga EM2



STYLE 4 Manhattan EM9 STYLE 4 Dural EM9 (only) STYLE 4 Ballarat EM2



STYLE 4 Classic Square EM4 STYLE 4 Broome EM2 STYLE 4 Grafton EM2



STYLE 4 Farnborough EM4 STYLE 4 Macquarie EM2 STYLE 4 Bowral EM2



THERMOLAMINATED Woongarrah doors, panels and drawers in Classic White Matt.

 <p>STYLE 4 Calcutta 10* EM0</p> 	 <p>STYLE 4 Chifley EM0</p> 	 <p>STYLE 4 Sussex EM0</p> 
 <p>STYLE 4 Calcutta 25* EM0</p> 	 <p>STYLE 4 Ascot EM0</p> 	 <p>STYLE 4 Berrilee EM9</p> 
 <p>STYLE 4 Mallee NEW EM0</p> 	 <p>STYLE 4 Hampton EM0</p> 	 <p>STYLE 4 Berrima EM9</p> 

EM = Edge Mould

Cross sections are not true to scale.


* See note at end of brochure

Scan QR code or visit www.polytec.com.au for more door profiles.





THERMOLAMINATED Chifley doors and panels in Blossom White Smooth.
Butlers pantry doors and panels in **DECORATIVE** 18mm Natural Oak Ravine.
Shelving in **DECORATIVE** 25mm Natural Oak Ravine.



STYLE 3
Atlanta
EM0

STYLE 3
Chesterfield
EM0


STYLE 3
Edinburgh
EM1



STYLE 3
Atlanta
EM2

STYLE 3
Copenhagen
EM2


STYLE 3
Argentina
EM0



STYLE 3
Valencia
EM1

STYLE 3
Colombo
EM7

STYLE 3
Beirut
EM2




STYLE 3
Dublin
EM2

STYLE 3
Leon
EM0

STYLE 3
Calcutta 35*
EM0


Not Available in Gloss.



STYLE 3
Carlton
EM2

STYLE 3
Broadway
EM9

STYLE 3
Bari*
EM0



STYLE 3
Rio
EM6


STYLE 3
Prague
EM9

STYLE 3
Contour*
EM0



THERMOLAMINATED Calcutta 10 panels in Coastal Oak Woodmatt.
Doors and panels in **DECORATIVE** 16mm Coastal Oak Woodmatt.
Island and kickboards in **LAMINATE** Coastal Oak Woodmatt.






STYLE 2
Calcutta*
EM1

STYLE 2
Maroochydore
EM0

STYLE 2
Preston
EM1



STYLE 2
Bendigo
EM2

STYLE 2
Yass
EM2


STYLE 2
Hanoi
EM1



STYLE 2
Lithgow
EM2

STYLE 2
Bathurst
EM2


STYLE 2
Cleveland
EM1



STYLE 2
Auckland
EM1

STYLE 2
Longreach
EM0


STYLE 2
Molong
EM0



STYLE 2
Albury
EM1

STYLE 2
Swan
EM9


STYLE 2
Dorrig
EM9



STYLE 2
Cooma
EM1

STYLE 2
Bega
EM1

STYLE 2
Parkes
EM0



STYLE 2
Mudgee
EM1



STYLE 2
Bronte
EM9




Bronte angled view from front.




Bronte angled view from rear.

Bronte Recessed Handle available
in all doors with EM0 and EM9 Edge Mould




STYLE 2
Teralba
EM1

Not Available in Gloss.



THERMOLAMINATED Cammeray drawer in Black Natura with Bronte recessed handle.



STYLE 2
Croydon
EM9

Not Available in Gloss.



THERMOLAMINATED Cammeray drawer in Black Natura with Bronte recessed handle.

EM = Edge Mould
Cross sections are not true to scale.



STYLE 1
Manchester
EM0



STYLE 1
Guilford
EM9



STYLE 1
Vienna
EM1



STYLE 1
Paterson
EM7



STYLE 1
Softline
EM8



STYLE 1
Munich
EM3



STYLE 1
Kiama
EM12



STYLE 1
Hamilton
EM5



STYLE 1
Brussels
EM2

EM = Edge Mould
Cross sections are not true to scale.






THERMOLAMINATED Atlanta doors and drawer banks in Classic White Matt.
THERMOLAMINATED Atlanta overhead cupboard doors in Classic White Matt
 with Door Frame 6 Square Profile and Clear glass inserts.




door frames




Door Frame 1
SINGLE REBATE

Type A




Door Frame 2
TWO REBATE Vertical

Type C




Door Frame 2
TWO REBATE Horizontal

Type E




Door Frame 3
THREE REBATE

Type G



Door Frame 4
FOUR REBATE

Type I



Door Frame 6
SIX REBATE

Type K

Drawings are for illustrative purpose only, and are not true to scale.



mirror panels

available in all colours and finishes, excluding gloss.



Rectangle Mirror



Arch Mirror



Rounded Rectangle Mirror



Oblong Mirror

Bringing a modern aesthetic, **polytec's** new range of Thermolaminated Mirror Panels are designed to add an element of luxury to your space. Available in four designs – Arch, Oblong, Rectangle, and Rounded Rectangle – all options offer a unique design to create a decorative feature in any home or office.

polytec's new Mirror Panels are offered in all current colours and finishes in the Thermolaminated range, except for Gloss. This wide range of choice gives you flexibility with your design style.

The 18mm thick Mirror Panels are 900mm x 580mm. Used for a variety of applications, **polytec's** Thermolaminated Mirror Panels are manufactured and produced to complement various designs that will stand the test of time.

IMAGE LEFT:

THERMOLAMINATED Arch Mirror in Coastal Oak Woodmatt.

THERMOLAMINATED Chifley doors in Coastal Oak Woodmatt.

Drop Front benchtop in **XENOLITH** Marmo di Torre Smooth.

STECCAWOOD Half Round battens in Marmo di Torre Smooth.



THERMOLAMINATED Stratford doors and drawers in Classic White Matt.
Open Shelving in **DECORATIVE** 16mm Casentino Beech Woodmatt.

accessories

Return Panels

Featuring a seamless square front edge in either 18mm, 21mm, 36mm or 42mm, the Return Panels are ideal for creating a contemporary quality look for your end panels.

Return panels are available in a range of colours and finishes to match or contrast your doors.

[Click here to view the **polytec** Availability Guide for more information.](#)



Decorative Flutes

polytec Decorative Flutes are available in 11 different styles, in select Thermolaminated colours and finishes.

Add a touch of old world elegance with these timelessly traditional design features.



* Not available in Gloss

Recessed Rails

Minimalist and handle-free doors and drawers are the latest trends in kitchen design. To create a modern space with flowing horizontal lines, **polytec** offer a range of Recessed Rails to match our Thermolaminated doors & panels. **polytec** also offer a range of recessed handle door styles, refer to page 30.



Shelving & Capping

Integrate shelving units into your kitchen with **polytec** Thermolaminated panels in matching colours and finishes.

Shelving is a great way to restyle your kitchen, allowing for the display of decorative items to evoke different moods and styles. Capping accessories help to achieve a traditional finish to upper cabinetry with elaborately detailed mouldings available in a variety of colours and finishes.



Drawers

polytec manufactured drawer banks are available in a range of styles to suit the profile of your doors.

For a traditional look choose individual drawers to enhance the crafted look of each panel.

For the more contemporary integrated look choose a drawer bank style that matches the adjoining doors.



Mouldings

Mouldings are the newest addition to the **polytec** range of accessories, offering two styles in all colours, excluding Gloss. Mouldings can be used in a skirting board application or as a decorative feature.

Create a modern or traditional style interior with the Bevelled and Traditional profiles.



Roller Shutters

Roller Shutters provide handy storage for bench top appliances.

The shutters can be easily accessed as required, or quickly concealed to keep your kitchen tidy.



Heat Deflectors

Ovens and dishwashers are often not designed to deflect heat and steam away from surrounding surfaces. **polytec** offer metal heat deflector strips for use where such appliances are alongside Thermolaminated doors & panels.


The use and installation of heat deflectors, return panels and melamine panels beside ovens, dishwashers and heat sources is recommended and complies to the **polytec** warranty.



Range Hoods

When installing Thermolaminated doors above and around a range hood, ensure the range hood is installed to comply with the Australian Standards AS/NZS 4386.1 and our manufacturer recommendations.

The use of concealed range hoods with Thermolaminated doors & panels will void the **polytec** warranty.



Bar Panels

polytec Thermolaminated Bar Panels are designed to suit a kitchen island bench or other exposed under bench joinery applications to match existing cabinetry styles. Bar Panels can have multiple profiles on one panel, typically manufactured with a larger bottom rail to replace kickboards.

Create a coherent, linear look by installing profiled Bar Panels into your design.



polytec is the market leader when it comes to innovative door products. With the largest range of profiles and finishes, you can select a style that will complement your project.

Available in Thermolaminated doors or Cut & Rout doors finished in double sided satin melamine ready to prepare for painting, there is a design that will suit your needs.


Double sided satin melamine is suitable for professionally prepared 2-pack polyurethane or similar coating systems. Water based paints do not tend to bond easily to melamine surfaces and as such, the use of acrylic or domestic oil based paint is not recommended. In all applications, the painting of melamine doors and panels should be referred to a reputable paint-trade professional.

To achieve the best 2-pack polyurethane finish, **polytec** recommends the use of an under coat on the painted surfaces prior to the final finishing coats being applied. **polytec** will not accept responsibility for the paint finish on the white melamine surface.


If **polytec** Cut & Rout doors are supplied in good order, **polytec** takes no responsibility for adverse effects caused by further processes, storage and handling.

Styles & Thicknesses


Profile doors and panels are manufactured using 18mm/21mm machine grade moisture resistant medium density E0 fibreboard.




STYLE 1
Minimal Profile
Example: Guildford
Available in: 18mm
21mm




STYLE 2
Soft Profile
Example: Yass
Available in: 18mm
21mm




STYLE 3
Sharp Profile
Example: Sofia
Available in: 18mm
21mm



STYLE 4
Detailed Profile
Example: Brooklyn
Available in: 18mm
21mm



STYLE 5
Detailed Profile
Example: Keimbah
Available in: 21mm



STYLE 6
Fluted Profile
Example: Cove 25
Available in: 21mm

Recessed Handles

Your doors can ultimately be fitted with your choice of handles but if you are after that stylish, functional and simple look, **polytec** offer a selection of integrated finger grip designs. Refer to page 20 for Thermolaminated options or page 31 for Cut & Rout.



Bronte



Kingsford
(CUT & ROUT)



Waverley
(CUT & ROUT)




Clovelly
(CUT & ROUT)




Portsea
(CUT & ROUT)


Edge Moulds




EM0 = Square




EM3 = Large Bevel




EM6 = Roman




EM9 = 3mm Pencil Round




EM1 = 6mm Pencil Round




EM4 = Step Pencil Round




EM7 = Small Bevel




EM11 = Small Bevel (L+Ronly)




EM2 = Thumb Mould



EM5 = Step Bevel




EM8 = Softline




EM12 = Small Chamfer

Cross sections are not true to scale.


Cut & Rout doors supplied finished in double sided satin melamine.




STYLE 4
Oceanic 7mm
EM9




STYLE 2
Waverly
EM0




STYLE 2
Kingsford
EM0




STYLE 4
Brooklyn
EM9




STYLE 2
Clovelly
EM0




STYLE 2
Portsea
EM0




STYLE 4
Galston
EM9







18mm only, Recessed Handle.




Recessed Handle.




Recessed Handle.



Recessed Handle.



Recessed Handle. Available in Portsea Left, Portsea Right, or Portsea.



Portsea Right shown.

EM = Edge Mould

Cross sections are not true to scale.

THERMOLAMINATED Sussex doors and drawers in Forage Smooth.
THERMOLAMINATED Sussex doors in Greige Matt.





Thermolaminated Core range /solid

Ultra White	G, M	Alabaster	Sm	Porcelain	Sm	
Designer White	T	Classic White	G, M, T, A	Gossamer White	Sm	
Blossom White	Sm	Aston White	Sm	Verdelho	Sm	
<p>polytec swatches and samples represent a small area of the overall colour structure. To view the large colour sample, visit www.polytec.com.au.</p> <p>Dark coloured surfaces will show fingerprints and require more care and maintenance than lighter coloured surfaces. It is recommended to test a product sample prior to colour selection.</p>					Pallido	Sm

IMAGES LEFT:
THERMOLAMINATED Cove 50 doors in Forage Smooth.
Benchtop in **LAMINATE** Ligurian Walnut Woodmatt.

Available finishes G = Gloss M = Matt T = Texture Sm = Smooth

Thermolaminated Core range /solid

Antique	M	Café Cream	Sm	Malt	Sm	Taupe	Sm	Strata Grey	Sm	Canterbury Grey	Sm
Amaro	Sm	Greige	Sm	Stone Grey	Sm	Topiary	Sm	Forage	Sm	Mercurio Grey	Sm
Oyster Grey	Sm	Nouveau Grey	Sm	Agave	Sm	Oasis	Sm	Ferro	Sm	Cinder	Sm
Elemental Grey	Sm	Habitat	Sm	Adriatic	Sm	Botanic	Sm	Britannia	Su	Black	Sm

Available finishes Sm = Smooth Su = Super Matt



THERMOLAMINATED Chifley doors in Coastal Oak Woodmatt.



THERMOLAMINATED Calcutta 10 wall panels in Coastal Oak Woodmatt.

Curved wall panels in **LAMINATE** Coastal Oak Woodmatt.

Wardrobe coloured internals in **DECORATIVE** 16mm Natural Cotton Matt.

Table top in **XENOLITH** Calcutta Calcutta D'oro Smooth.

Thermolaminated Studio range / timberprint & abstract

					
Ligurian Walnut Woodmatt	Coastal Oak Woodmatt	Blonde Oak Woodmatt	Ecru Oak Woodmatt	Boston Oak Woodmatt	Florentine Walnut Woodmatt
					
Laurel Oak Woodmatt	Botany Oak Woodmatt	Prime Oak Woodmatt	Tasmanian Oak Woodmatt	Bronzed Oak Woodmatt	Rubra Oak Woodmatt
					
Manor Oak Woodmatt	Hazel Oak Woodmatt	Society Oak Woodmatt	Bottega Oak Woodmatt	Estella Oak Woodmatt	
					
District Oak Woodmatt	Blackened Oak Woomatt	Tempest Woodgrain	Black Natura		

polytec swatches and samples represent a small area of the overall colour structure. To view the large colour sample, visit www.polytec.com.au. Dark coloured surfaces will show fingerprints and require more care and maintenance than lighter coloured surfaces. It is recommended to test a product sample prior to colour selection.



THERMOLAMINATED Manchester profile panels in Black Natura.
THERMOLAMINATED Chifley profile doors in Black Natura.



Responsible
Wood
RW17-31-145



PEFC™
PEFC/21-31-145



ENVIRONMENT & SUSTAINABILITY

At **polytec**, sustainability is ingrained in the core of our business operations, products, and work practices. Our continual dedication to improving and appropriately managing the environmental impact of our products involves our commitment to steadfastly reducing our carbon footprint, minimising waste, optimising energy efficiency and integrating ethically sourced materials into our product ranges.

Our MDF and Particleboard are manufactured from managed and renewable plantation pine that has been Green Tag, Responsible Wood and PEFC certified. All **polytec** board products are manufactured from E0 or E1 substrates, with particleboard now made from a percentage of recycled wood material.

In our pursuit of responsible waste management, we implement various recycling programs encompassing aluminium, metals, used oils, and timber waste, which is repurposed into packaging, particleboard, and energy. We actively engage with local government environmental initiatives, subject ourselves to voluntary audits, and uphold our internal Energy and Carbon Management Policy (ECM), aligned with the Australian Government's Energy Efficiency Opportunities (EEO) program.

Our network of national facilities boasts over 53,000 solar panels, generating 15,238,000 kWh of renewable energy — equivalent to planting 7,377 trees and preventing the emission of 11,000 tonnes of CO₂. The Oberon facility is Australia's largest rooftop solar system, with 27,000 panels spread across 8 hectares of rooftop.

In our ongoing commitment to sustainability, **polytec** continues to refine and enhance our practices to contribute to the establishment of a circular economy, fostering a better future for all.

polytec doors, panels and benchtops are certified Australian Made & Owned.

CARE & MAINTENANCE

polytec do not recommend the use of Thermolaminated products in a sliding or non-fixed application (hinged) unless the use of a mechanical stabilising system is fitted. Thermolaminated doors & panels are supplied with a protective film to protect the surface during installation. This film must be removed within three months of installation.

Your Thermolaminated doors & panels are made from a Moisture Resistant Medium Density Fibreboard (MR MDF), but as with many wood based panels, they are not waterproof. Care should be taken to wipe up spills immediately, ensuring the doors are not exposed to high or continuous levels of moisture, steam and humidity.

Thermolaminated doors & panels should be cleaned by wiping down with a white damp soft cloth and warm soapy water. For more stubborn stains use a mild household cleaning spray. Always ensure you refer to the recommendations provided by the manufacturer of the cleaning product before use.

By following these simple steps you should retain a beautiful kitchen surface for many years.

Visit www.polytec.com.au for specific care and cleaning information.

IMPORTANT

Darker colours will show superficial wear and tear more readily than lighter coloured surfaces and require more care and maintenance.

The colours and details shown in this brochure are to the highest standards in printing. However, they should only be used as an indication of actual product colour. To order your free colour sample visit www.polytec.com.au.

polytec swatches and samples represent a small area of the overall colour structure, to view a large colour sample or a full sheet design, visit www.polytec.com.au.

The use of our current samples gives the colour and finish that a customer would expect to receive. Samples are provided for colour and finish selection and **polytec** recommend testing a sample for fingerprint resistance and ease of cleaning. **polytec** does not guarantee exact colour matches across product ranges due to colour variation in each product group.

COMPLEMENTARY RANGES

 DECORATIVE 18mm doors & panels	 DECORATIVE 16mm doors & panels
 BENCHTOPS range	 ALFRESCO & ALUMINIUM framed doors
 XENOLITH premium solid coloured core	 WARDROBE range
 STECAWOOD prefinished decorative battens	 35mm ARCHITECTURAL doors

*Feature lines in the Cove profiles (page 6), Peak profile (page 6), Calcutta profiles (pages 10, 15, 18), Bari profile (page 15) and Contour (page 15) will not align when ordered as separate different size pieces. If alignment is required across doors, drawers and panels this must be noted when ordering and a programming charge will be applied.

COVER IMAGE: **THERMOLAMINATED** Ascot doors and drawers in Oasis Smooth and Prime Oak Woodmatt.

polytec

DECORATIVE

polytec

www.polytec.com.au

p 1300 300 547

ISSUE: 11d



polytec offer an express sample service.

Visit www.polytec.com.au to order your free sample.

DECORATIVE
18mm doors & panels

Proudly
Supporting
 McGrath
Foundation

Find your local supporting cabinet maker:
www.polytec.com.au/mcgrath-foundation



DECORATIVE 18mm doors & panels

Style the surfaces within your project using **polytec**'s extensive Decorative 18mm range. Blend unique textures, tones, and finishes to achieve a contemporary look.

Mix warm colours with cool accents, or matt surfaces with a timbergrain to create visual interest. Choosing from the Decorative 18mm range enables you to achieve a truly leading-edge design. Tall cupboards featuring timbergrains or silky finishes that stretch from floor to ceiling provide the perfect backdrop for your choice of ultra glossy or super matt doors and drawers.

The Decorative 18mm range is a collection of **polytec**'s leading and most innovative ranges – Createc, Venette, Woodmatt, Ravine, Legato, Ultramatt and Ultraglaze. Designed to be complementary, these ranges allow you to infuse your spaces with the latest colours and finishes.

polytec's Createc range allows your kitchen to shine. Its ultra high gloss surface delivers sharp lines and a polished, sophisticated finish.

polytec's leading edge innovation in decorative doors & panels delivers exceptional fingerprint resistant technology in the purest matt form. The silky smooth finish of Venette creates an inviting and pleasant touch experience, whilst the pure matt surface assures low light reflection.

Create a feature using **polytec**'s new 18mm Woodmatt range, incorporating colours such as Batten Oak and Rattan.

polytec's Ravine range showcases a raw embossed natural touch timber surface lightly coloured with warm and inviting shades.

polytec's Legato range features a super matt, non-reflective finish. This subtle, understated look is imbued with lighter, timber tones and delivers a fresh refined presence.

polytec's Ultramatt and Ultraglaze doors & panels are an acrylic, premium surface appropriate for residential and commercial joinery. The fingerprint and scuff resistant properties of Ultramatt make it a suitable option for high-traffic zones, while Ultraglaze remains an innovative high gloss finish in the decorative surfaces industry.

Blend your choices to capture the latest design trends and style your ideal space.



Doors and panels in **DECORATIVE** 18mm Botanic Venette.
Butlers pantry doors in **DECORATIVE** 16mm Notailo Walnut Matt.



Doors, drawers and panels in **DECORATIVE 18mm New Ultra White Createc**.
Overhead doors and shelving in **DECORATIVE 18mm Sepia Oak Ravine**.

Createc / ultra high gloss

New
Ultra White

Cinder

Ochre
Figured-Wood




Cavia
Lini



Onyx
Figured-Wood



Sienna
Figured-Wood



Black



Black
Wenge



Jamaican
Walnut

polytec swatches and samples represent a small area of the overall colour structure.
To view the large colour sample, visit www.polytec.com.au.
Dark coloured surfaces will show fingerprints and require more care and maintenance than lighter coloured surfaces. It is recommended to test a product sample prior to colour selection.

Available finishes C = Createc






Bar panels in **DECORATIVE** 18mm Black Venette.
Drawers in **DECORATIVE** 18mm Ultra White Venette.
Panelling in **DECORATIVE** 16mm Tasmanian Oak Woodmatt.

Venette /pure matt

Ultra White	Blossom White	Avion Grey	Nouveau Grey	Canterbury Grey
Forage	Topiary	Oasis	Habitat	Adriatic
Arabica	Cinder	Ferro	Botanic	Oxford
Black Wenge	Black			

polytec swatches and samples represent a small area of the overall colour structure.
To view the large colour sample, visit www.polytec.com.au.
Dark coloured surfaces will show fingerprints and require more care and maintenance than lighter coloured surfaces. It is recommended to test a product sample prior to colour selection.

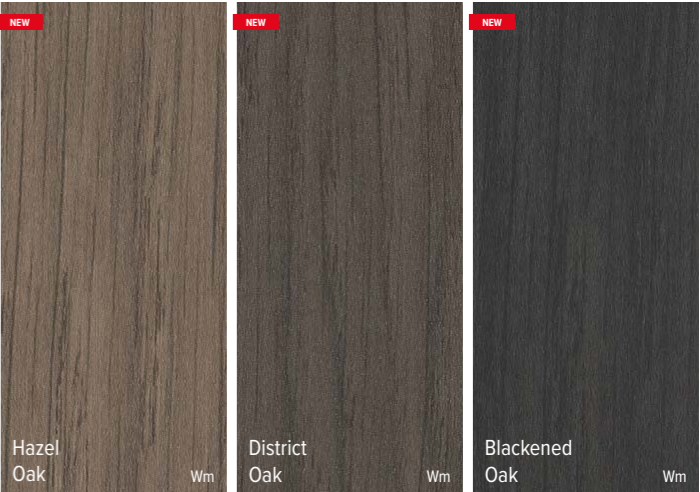


Available finishes V = Venette



Available finishes Wm = Woodmatt



Wall lining in **LAMINATE** Batten Oak Woodmatt and **LAMINATE** Prime Oak Woodmatt.
Bedside table in **XENOLITH** Marmo di Monte Smooth.
Wardrobe **THERMOLAMINATED** Sussex door frames in Prime Oak Woodmatt with **DECORATIVE** 9mm Batten Oak Woodmatt inserts.
Wardrobe panels in **DECORATIVE** 16mm Prime Oak Woodmatt.
Drop front benchtop in **XENOLITH** Marmo di Torre Smooth.
Wall lining in **LAMINATE** Marmo di Torre Smooth.



Available finishes Wm = Woodmatt



Doors, panels and shelving in **DECORATIVE** 18mm Soft Walnut Ravine.

Ravine / linear embossed wood grain

Ravine solids

					
Bleached Walnut R	Soft Walnut R	Natural Oak R	Satra Wood R	Blossom White R	Gossamer White R
					
Drifted Oak R	Maison Oak R	Sepia Oak R	Notaio Walnut R	Avion Grey R	Greige R
					<p>polytec swatches and samples represent a small area of the overall colour structure. To view the large colour sample, visit www.polytec.com.au. Dark coloured surfaces will show fingerprints and require more care and maintenance than lighter coloured surfaces. It is recommended to test a product sample prior to colour selection.</p>
Distressed Wood R	Tessuto Milan R	Artisan Oak R	Café Oak R	Elemental Grey R	
					
Maroso Milan R	Char Oak R	Black Wenge R	Canterbury Grey R		

Available finishes R = Ravine



Doors, panels and drawers in **DECORATIVE** 18mm Bespoke Legato and **DECORATIVE** 16mm Notaio Walnut Woodmatt.
Pantry doors in **DECORATIVE** 18mm Black Venette.



Legato /super matt

 Bleached Walnut L	 Papyrus L	 Crisp White L
 Drifted Oak L	 Montage L	 Bone White L
 Maison Oak L	 Silk L	 White Cement L
 Maroso Milan L	 Serene L	 Bespoke L



Doors, panels and drawers in **DECORATIVE** 18mm Bespoke Legato.
Open shelving in **DECORATIVE** 16mm Notaio Walnut Woodmatt.

 Grey Cement L	 Castel L
--	---

polytec swatches and samples represent a small area of the overall colour structure.
To view the large colour sample, visit www.polytec.com.au.
Dark coloured surfaces will show fingerprints and require more care and maintenance than lighter coloured surfaces. It is recommended to test a product sample prior to colour selection.

Available finishes L = Legato



Doors, panels and drawers in **DECORATIVE** 18mm Black Ultramatt.
Overhead cupboard and pantry doors in **DECORATIVE** 16mm Angora Oak Woodmatt.

Ultramatt / premium matt

White Um		Jasmine Um	Sterling Um
Pewter Metallic Um	Mink Um	Lava Um	
Mineral Metallic Um	Obsidian Metallic Um	Black Um	
Evergreen Um		Navy Um	

polytec swatches and samples represent a small area of the overall colour structure. To view the large colour sample, visit www.polytec.com.au. Dark coloured surfaces will show fingerprints and require more care and maintenance than lighter coloured surfaces. It is recommended to test a product sample prior to colour selection.










Available finishes Um = Ultramatt



Doors and panels in **DECORATIVE** 18mm Superior White Ultraglaze.



Ultraglaze / premium gloss

					
Arctic Ice	Ug	Superior White	Ug	Cream	Ug
					
Pearl Metallic	Ug	Royal Oyster	Ug	Champagne Metallic	Ug
					
Cloudy Grey	Ug	Anthracite Metallic	Ug	Phantom Black	Ug

polytec swatches and samples represent a small area of the overall colour structure. To view the large colour sample, visit www.polytec.com.au. Dark coloured surfaces will show fingerprints and require more care and maintenance than lighter coloured surfaces. It is recommended to test a product sample prior to colour selection.

Available finishes Ug = Ultraglaze



Doors, drawers and panels in **DECORATIVE** 18mm Crisp White Legato.
Overhead cupboard doors in **DECORATIVE** 16mm Tasmanian Oak Woodmatt.



ENVIRONMENT & SUSTAINABILITY

At **polytec**, sustainability is ingrained in the core of our business operations, products, and work practices. Our continual dedication to improving and appropriately managing the environmental impact of our products involves our commitment to steadfastly reducing our carbon footprint, minimising waste, optimising energy efficiency and integrating ethically sourced materials into our product ranges.

Our MDF and Particleboard are manufactured from managed and renewable plantation pine that has been Green Tag, Responsible Wood and PEFC certified. All **polytec** board products are manufactured from E0 or E1 substrates, with particleboard now made from a percentage of recycled wood material.

In our pursuit of responsible waste management, we implement various recycling programs encompassing aluminium, metals, used oils, and timber waste, which is repurposed into packaging, particleboard, and energy. We actively engage with local government environmental initiatives, subject ourselves to voluntary audits, and uphold our internal Energy and Carbon Management Policy (ECM), aligned with the Australian Government's Energy Efficiency Opportunities (EEO) program.

Our network of national facilities boasts over 53,000 solar panels, generating 15,238,000 kWh of renewable energy — equivalent to planting 7,377 trees and preventing the emission of 11,000 tonnes of CO2. The Oberon facility is Australia's largest rooftop solar system, with 27,000 panels spread across 8 hectares of rooftop.

In our ongoing commitment to sustainability, **polytec** continues to refine and enhance our practices to contribute to the establishment of a circular economy, fostering a better future for all.

polytec doors, panels and benchtops are certified Australian Made & Owned.

CARE & MAINTENANCE

polytec do not recommend the use of Decorative 18mm products in a sliding or non-fixed application (hinged) unless the use of a mechanical stabilising system is fitted. Decorative 18mm doors and panels are supplied with a protective film to protect the surface during installation. This film must be removed within three months of installation.

Your Decorative 18mm doors and panels are made from a Moisture Resistant Medium Density Fibreboard (MR MDF), but as with many wood based panels, they are not waterproof. Care should be taken to wipe up spills immediately, ensuring the doors are not exposed to high or continuous levels of moisture, steam and humidity.

Decorative 18mm doors and panels should be cleaned by wiping down with a damp soft cloth and warm soapy water. For more stubborn stains use a mild household cleaning spray. Always ensure you refer to the recommendations provided by the manufacturer of the cleaning product before use.

By following these simple steps you should retain a beautiful kitchen surface for many years.

Visit www.polytec.com.au for specific care and cleaning information.

IMPORTANT

Darker colours will show superficial wear and tear more readily than lighter coloured surfaces and require more care and maintenance.

Createc and Venette are a painted product and as with many painted materials a slight odour may occur when fresh, or if not permitted to air. The products comply with Green Building Council of Australia. Green Star Design & As Built V1.3 – 13.1.2B & 13.2. Green Star Interiors V1.3 – 12.1.2B for emission of VOCs.

The colours and details shown in this brochure are to the highest standards in printing. However, they should only be used as an indication of actual product colour. To order your free colour sample visit www.polytec.com.au.

polytec swatches and samples represent a small area of the overall colour structure, to view a large colour sample or a full sheet design, visit www.polytec.com.au.

The use of our current samples gives the colour and finish that a customer would expect to receive. Samples are provided for colour and finish selection and **polytec** recommend testing a sample for fingerprint resistance and ease of cleaning. **polytec** does not guarantee exact colour matches across product ranges due to colour variation in each product group.

COMPLEMENTARY RANGES

- | | |
|--|--|
| BENCHTOPS range | DECORATIVE 16mm doors & panels |
| XENOLITH | THERMOLAMINATED doors & panels |
| STECCAWOOD prefinished decorative battens | ALFRESCO & ALUMINIUM framed doors |
| 35mm ARCHITECTURAL doors | WARDROBE range |

COVER IMAGE: Doors and panels in **DECORATIVE** 18mm Botanic Venette.

polytec

ULTRAGLAZE & ULTRAMATT

polytec

www.polytec.com.au

p 1300 300 547

ISSUE: 06h



ULTRAGLAZE & ULTRAMATT
doors & panels

PROUDLY
SUPPORTING



Find your local supporting cabinet maker
www.polytec.com.au/mcgrath-foundation

polytec offer an express sample service.

Visit www.polytec.com.au to order your free sample.



ULTRAGLAZE & ULTRAMATT doors & panels

polytec's Ultraglaze & Ultramatt doors and panels are an acrylic, premium surface appropriate for residential and commercial joinery. The fingerprint and scuff resistant properties of Ultramatt Premium Matt makes it a suitable option for high-traffic zones, while Ultraglaze Premium Gloss remains an innovative high-gloss finish in the decorative surfaces industry.

Ultraglaze Premium Gloss creates a classic, luxurious feel while remaining a practical design aesthetic. The light reflectance value of Ultraglaze allows for a tastefully modern design with easy to maintain qualities.

Ultramatt Premium Matt is the ultimate pure matt surface in decorative joinery applications. Ultramatt can be integrated into any style owing to the versatile neutral colour range, including solids to subtle metallics. The sense of touch has been elevated in interior environments with an increased specification of handle-free doors with low reflective qualities. This has constituted the desire for a smooth surface appearance with an unsurpassed matt level.

polytec's Ultraglaze & Ultramatt are available as fully made-to-order doors and panels. The Ultraglaze & Ultramatt range is available in 18mm E0 MR MDF alongside a host of door profiles such as Aluminum Finger Pull, Bevel Edge, and Square Edge with matching 1mm ABS edgetape.

All Ultraglaze & Ultramatt solid, neutral colours complement the timber patterns in Woodmatt and Ravine ranges for a personalised design. Confidently use one or two colours in your entire joinery for a simple, contemporary statement.

Ultraglaze & Ultramatt offers a top quality, luxurious appearance with easy maintenance and scuff resistant qualities. Incorporating Premium Gloss and Matt finishes into your project is the perfect way to add visual interest to a pared-back, neutral palette.



Doors and drawers in **DECORATIVE** 18mm Black Ultramatt.
Overhead cupboard doors in **DECORATIVE** 16mm Angora Oak Woodmatt.



Ultramatt / premium matt

White	Um	Jasmine	Um	Sterling	Um
Pewter Metallic	Um	Mink	Um	Lava	Um
Mineral Metallic	Um	Obsidian Metallic	Um	Black	Um
		NEW	NEW		
		Evergreen	Um	Navy	Um

polytec swatches and samples represent a small area of the overall colour structure. To view the large colour sample, visit www.polytec.com.au. Dark coloured surfaces will show fingerprints and require more care and maintenance than lighter coloured surfaces. It is recommended to test a product sample prior to colour selection.

Available finishes Um = Ultramatt

Doors, panels and drawers in **DECORATIVE** 18mm Black Ultramatt.
 Overhead cupboard and pantry doors in **DECORATIVE** 16mm Angora Oak Woodmatt.



Doors and panels in **DECORATIVE** 18mm Superior White Ultraglaze.

Ultraglaze / premium gloss

					
Arctic Ice	Ug	Superior White	Ug	Cream	Ug
					
Pearl Metallic	Ug	Royal Oyster	Ug	Champagne Metallic	Ug
					
Cloudy Grey	Ug	Anthracite Metallic	Ug	Phantom Black	Ug

polytec swatches and samples represent a small area of the overall colour structure. To view the large colour sample, visit www.polytec.com.au. Dark coloured surfaces will show fingerprints and require more care and maintenance than lighter coloured surfaces. It is recommended to test a product sample prior to colour selection.

Available finishes Ug = Ultraglaze



ENVIRONMENT & SUSTAINABILITY

At **polytec**, sustainability is ingrained in the core of our business operations, products, and work practices. Our continual dedication to improving and appropriately managing the environmental impact of our products involves our commitment to steadfastly reducing our carbon footprint, minimising waste, optimising energy efficiency and integrating ethically sourced materials into our product ranges.

Our MDF and Particleboard are manufactured from managed and renewable plantation pine that has been Green Tag, Responsible Wood and PEFC certified. All **polytec** board products are manufactured from E0 or E1 substrates, with particleboard now made from a percentage of recycled wood material.

In our pursuit of responsible waste management, we implement various recycling programs encompassing aluminium, metals, used oils, and timber waste, which is repurposed into packaging, particleboard, and energy. We actively engage with local government environmental initiatives, subject ourselves to voluntary audits, and uphold our internal Energy and Carbon Management Policy (ECM), aligned with the Australian Government's Energy Efficiency Opportunities (EEO) program.

Our network of national facilities boasts over 53,000 solar panels, generating 15,238,000 kWh of renewable energy — equivalent to planting 7,377 trees and preventing the emission of 11,000 tonnes of CO2. The Oberon facility is Australia's largest rooftop solar system, with 27,000 panels spread across 8 hectares of rooftop.

In our ongoing commitment to sustainability, **polytec** continues to refine and enhance our practices to contribute to the establishment of a circular economy, fostering a better future for all.

polytec doors, panels and benchtops are certified Australian Made & Owned.

CARE & MAINTENANCE

polytec do not recommend the use of Evolution products in a sliding or non-fixed application (hinged) unless the use of a mechanical stabilising system is fitted. Ultraglaze & Ultramatt doors and panels are supplied with a protective film to protect the surface during installation. This film must be removed within three months of installation.

Your Ultraglaze & Ultramatt doors and panels are made from a Moisture Resistant Medium Density Fibreboard (MR MDF), but as with many wood based panels, they are not waterproof. Care should be taken to wipe up spills immediately, ensuring the doors are not exposed to high or continuous levels of moisture, steam and humidity.

Ultraglaze & Ultramatt doors and panels should be cleaned by wiping down with a damp soft cloth and warm soapy water. For more stubborn stains use a mild household cleaning spray. Always ensure you refer to the recommendations provided by the manufacturer of the cleaning product before use.

By following these simple steps you should retain a beautiful kitchen surface for many years.

Visit www.polytec.com.au for specific care and cleaning information.

IMPORTANT

Darker colours will show superficial wear and tear more readily than lighter coloured surfaces and require more care and maintenance.

Createc and Venette are a painted product and as with many painted materials a slight odour may occur when fresh, or if not permitted to air. The products comply with Green Building Council of Australia. Green Star Design & As Built V1.3 – 13.1.2B & 13.2. Green Star Interiors V1.3 – 12.1.2B for emission of VOCs.

The colours and details shown in this brochure are to the highest standards in printing. However, they should only be used as an indication of actual product colour. To order your free colour sample visit www.polytec.com.au.

polytec swatches and samples represent a small area of the overall colour structure, to view a large colour sample or a full sheet design, visit www.polytec.com.au.

The use of our current samples gives the colour and finish that a customer would expect to receive. Samples are provided for colour and finish selection and **polytec** recommend testing a sample for fingerprint resistance and ease of cleaning. **polytec** does not guarantee exact colour matches across product ranges due to colour variation in each product group.

COMPLEMENTARY RANGES

BENCHTOPS range	DECORATIVE 18mm doors & panels
XENOLITH	DECORATIVE 16mm doors & panels
STECCAWOOD prefinished decorative battens	THERMOLAMINATED doors & panels
35mm ARCHITECTURAL doors	ALFRESCO & ALUMINIUM framed doors

COVER IMAGE: Doors and drawers in **DECORATIVE** 18mm Black Ultramatt.
Overhead cupboard doors in **DECORATIVE** 16mm Angora Oak Woodmatt.

Doors and drawers in **DECORATIVE** 18mm White Ultramatt.
Bar panel in **DECORATIVE** 18mm Mink Ultramatt.
Waterfall benchtop in **LAMINATE** Portland Stone Matera.