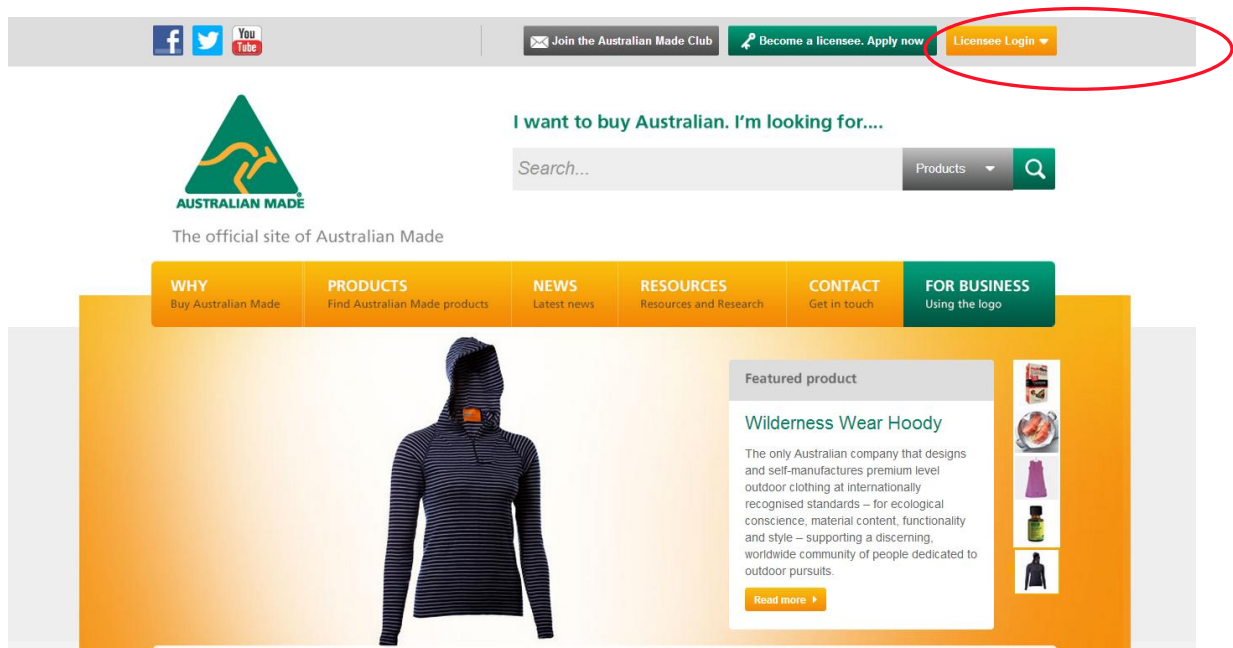


A quick guide on how to update you company's online listing

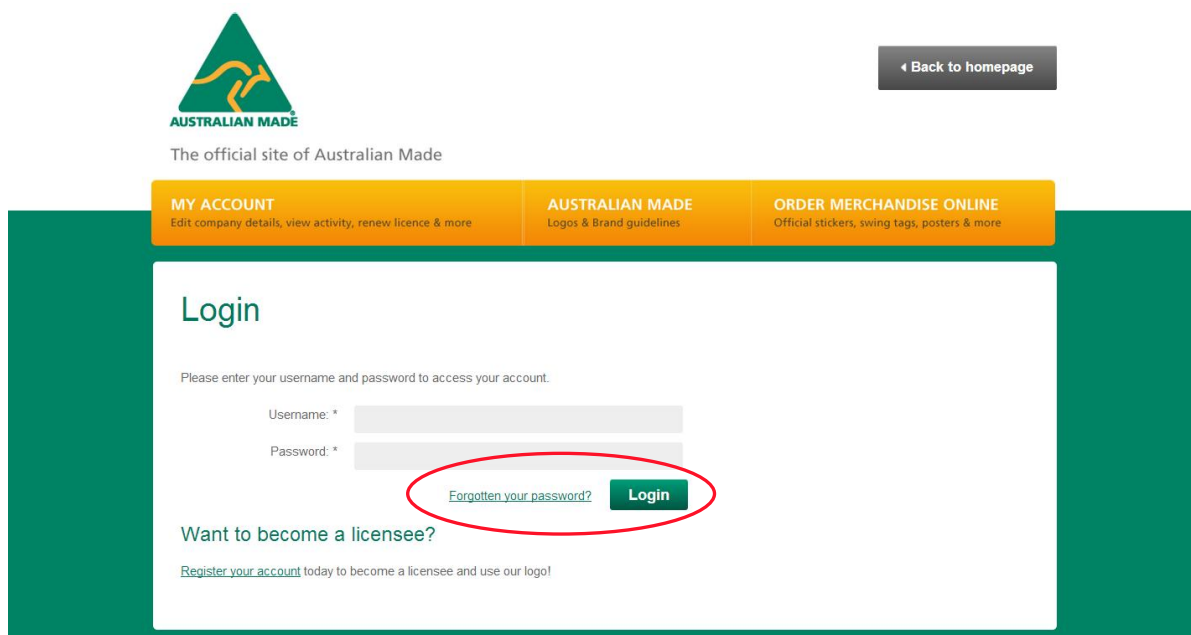
Step 1

Go to www.australianmade.com.au and click the yellow 'Licensee Login' button located in the top right-hand corner of the page.



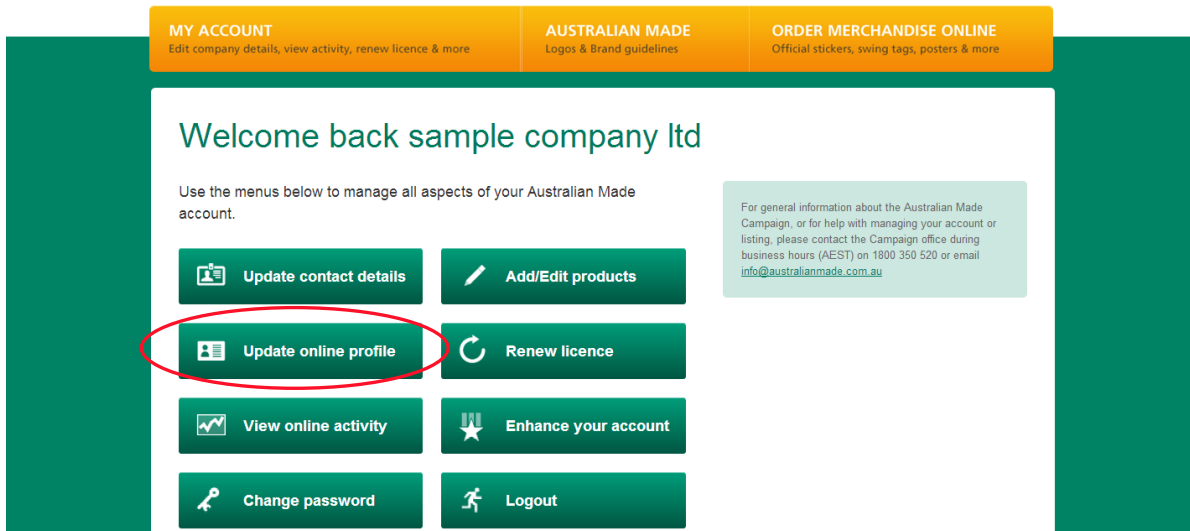
Step 2

Log in by entering your Username and Password. If you have lost your login details please click the 'Forgotten your password?' link or call the Australian Made Campaign office on 1800 350 520.



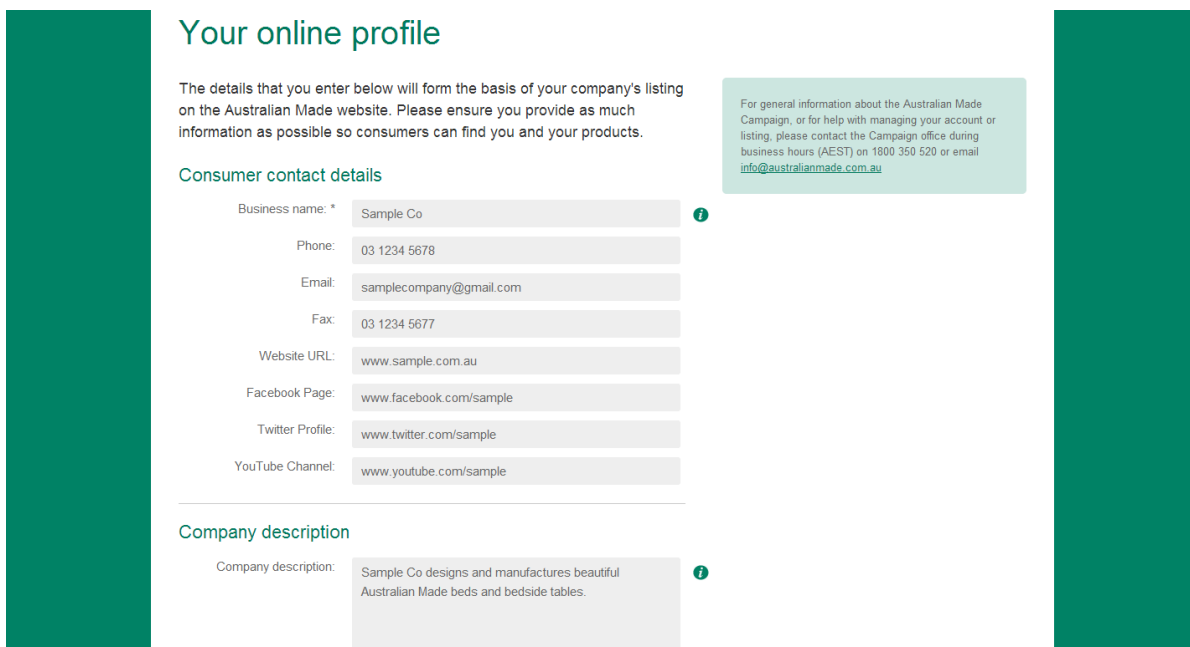
Step 3

This is your account dashboard. To update your online profile, click the green 'Update online profile' button on the left-hand side.



Step 4

Your online profile plays an important role in building awareness for your brand and driving sales. These details will be visible on the Australian Made website. The more details you can provide, the better your profile will look and the easier it will be for shoppers to find you and purchase your products.



Company logo

This will be the first image displayed alongside your business name on your profile page. If you don't have a logo, upload an image that best represents your business.

To ensure that your image is not distorted or re-sized, please upload an image that is 340 pixels by 340 pixels.

You have not yet uploaded your company logo. You can upload this below.

Upload your logo

Select file...

Company images & videos

Upload your company images and YouTube links. You can upload a combined total of five images (including your company logo) and/or videos.

To ensure that your image is not distorted or re-sized, please upload images that are 340 pixels by 340 pixels. For YouTube videos, please ensure you link to the individual video and not the channel page.

You have not yet uploaded any images or youtube videos. You can upload these below.

Upload an image

Select file...

Or

Insert YouTube URL...

Discount coupon i

Upload your latest offers and discount coupons.

You have not yet uploaded a discount coupon.

Upload a coupon

Select file...

Brochure i

Upload a PDF of your latest sales brochure or promotional material.

You have not yet uploaded a brochure.

Upload a brochure

Select file...

Facebook comments

The Australian Made website now has 'Facebook comments' functionality. It allows visitors to leave comments, reviews and create discussions on your business listing page and product pages, using their Facebook account. This content can be viewed by all users and can serve as third-party endorsement or referral mechanism for your business or product.

Facebook comments functionality is currently **disabled** on your account.

To enable Facebook comments functionality please contact the Australian Made Campaign team on info@australianmade.com.au or call 1800 350 520.

Google Maps

The Australian Made website now has Google Maps integration. If you wish, you can display a map on your profile page. This map will utilise your *street address* to display your location to visitors of your profile page.

Display Google Maps on my profile page

[Cancel](#)

i

Step 5

Add product features and keywords (words that shoppers will use to search for your products). Then add images and videos. Images and videos will help your online listing stand out and have been proven to help shoppers make purchasing decisions online.

Manage your products

Only products registered with Australian Made Campaign Limited can use the Australian Made, Australian Grown logo. These products must comply with the criteria in the Australian Made, Australian Grown Logo [Code of Practice](#). Use this page to edit existing products, delete products or add new products.

For general information about the Australian Made Campaign, or for help with managing your account or listing, please contact the Campaign office during business hours (AEST) on 1800 350 520 or email info@australianmade.com.au

Product/range name: Beds **Edit** **X** ⓘ

Associated logo: Australian Made

Category: Furniture & Bedding

Product/range name: Bedside tables **Edit** **X** ⓘ

Associated logo: Australian Made

Category: Furniture & Bedding

Add a product

Edit product

Product/range name: * Beds

Associated Logo: * Australian Made

Category: Furniture & Bedding x

Product Features: ⓘ

Keywords: ⓘ

Product images

Upload your product images and YouTube links. You can upload a combined total of five images and/or videos.

To ensure that your image is not distorted or re-sized, please upload images that are 340 pixels by 340 pixels. For YouTube videos, please ensure you link to the individual video and not the channel page.

You have not yet uploaded any images or youtube videos. You can upload these below.

Upload an image

Select file... **Browse** **Upload**

Or

Insert YouTube URL... **Save**

[Cancel](#) **Save product**

Step 6

Be sure to review the 'Logos & Brand Guidelines' before using the logo

The image shows a screenshot of the Australian Made website. At the top left is the Australian Made logo, a green triangle with a white kangaroo silhouette. Below it is the text "AUSTRALIAN MADE" and "The official site of Australian Made". To the right is a dark grey button with a white left-pointing arrow and the text "Back to homepage".

Below the header is a yellow navigation bar with three sections: "MY ACCOUNT" (with subtext "Edit company details, view activity, renew licence & more"), "AUSTRALIAN MADE" (with subtext "Logos & Brand guidelines" and circled in red), and "ORDER MERCHANDISE ONLINE" (with subtext "Official stickers, swing tags, posters & more").

The main content area has a green background. It starts with a heading "Welcome back sample company ltd" and a subtext "Use the menus below to manage all aspects of your Australian Made account." Below this are eight green buttons arranged in a 4x2 grid: "Update contact details", "Add/Edit products", "Update online profile", "Renew licence", "View online activity", "Enhance your account", "Change password", and "Logout".

To the right of these buttons is a light green box with text: "For general information about the Australian Made Campaign, or for help with managing your account or listing, please contact the Campaign office during business hours (AEST) on 1800 350 520 or email info@australianmade.com.au".

Below the buttons is a pink box with text: "You have at least one product pending statutory declaration approval." and a button "Download a Statutory Declaration Form".

The second part of the screenshot shows the "Logos & Brand Guidelines" page. It has a heading "Logos & Brand Guidelines" and subtext "As a licensee, you can use the logo on all products registered with the Australian Made, Australian Grown Campaign." Below this is a subheading "Logos and artwork" and text: "The logo can be downloaded below and must always be used with a descriptor. The Style Guide gives you useful tips on how and where to use the logo, while the ACCC booklets provide industry specific information about country of origin labelling. You are of course always welcome to call AMAG on 1800 350 520 if you have any questions."

There are two rows of logos. The first row is for "AUSTRALIAN GROWN" and the second row is for "AUSTRALIAN MADE AND OWNED". Each row contains four logos in different colors (black, green, yellow, and orange) and includes links for "Full Image (.jpg)" and "Full Image (.eps)".

At the bottom is a section titled "Downloads" (circled in red) with subtext "In addition to the logos above, the following documents are also available for download:". Below this are four links: "> [ACCC Country of Origin booklet](#)", "> [Code of Practice July 2011](#)", "> [February 2010 AMAG Style Guide](#)", and "> [How to demonstrate compliance](#)".